



UNIVERSITY OF JAMMU

FEEDBACK ANALYSIS REPORT (2018-2019)

- STUDENT FEEDBACK
- TEACHER FEEDBACK
- ALUMNI FEEDBACK
- EMPLOYER FEEDBACK


REGISTRAR
University of Jammu
Jammu.



UNIVERSITY OF JAMMU

FEEDBACK ANALYSIS REPORT (2018-2019)

The importance of Feedback Analysis is to enhance the academic situation and its role in evaluating the performance and functioning of University of Jammu. The objectives of conducting Feedback are listed below:

Student Satisfaction Evaluation: This objective aims to assess the level of satisfaction among students concerning various aspects of their academic experience, including curriculum planning, the acquisition of knowledge and employability skills, interdisciplinary learning, and opportunities for higher education.


Teacher Satisfaction Evaluation: The objective is to gauge the level of satisfaction among teachers regarding different factors, such as curriculum planning, infrastructural facilities, academic autonomy, and the presence of an equitable and conducive environment for both academic and professional growth.

Alumni Satisfaction Evaluation: This objective seeks to evaluate the level of satisfaction among the university's alumni in terms of academic outcomes, the relevance of the programs in shaping their career prospects, and their prospects to contribute back to the department/university.

Employer Satisfaction Evaluation: The goal is to assess the level of satisfaction among employers with respect to the professional competencies and skills of the University graduates they recruited.

Remedial Actions: The feedback collected is reported to the Vice Chancellor. The purpose of reporting this data is to take necessary remedial actions based on the feedback received, addressing any areas of concern and continuously improving the academic and teaching-learning processes of the University.

Feedback Analysis plays a crucial role in driving improvements in academic quality, fostering better student experiences, and ensuring that the institution meets the needs and expectations of all its stakeholders. By actively seeking and acting on feedback from students, teachers, alumni, and employers, the University of Jammu can refine its strategies, enhance the learning environment, and maintain a high standard of education and professional development.


REGISTRAR
University of Jammu
Jammu.

FRAMEWORK FOR FEEDBACK:

University of Jammu gathers feedback and improves the overall quality of education and the university's programs. Feedback surveys are an essential part of maintaining and enhancing the educational experience for all stakeholders involved.

Students Feedback on Curricular Aspects: This dimension is focused on collecting feedback from current students about the curriculum and related aspects of their academic experience. Students can provide insights into the relevance, effectiveness, and appropriateness of the courses offered. They may also share their thoughts on the teaching methodologies, learning resources, and overall satisfaction with the academic environment.

Teachers Feedback on Curricular Aspects: In this dimension, the university gathers feedback from the teaching staff. Teachers' input is crucial in assessing the quality of the curriculum, identifying potential areas for improvement, and understanding their needs for professional development. This feedback can help the university enhance teaching methodologies, update course content, and provide necessary support to the faculty.

Alumni Feedback on Academic Process and Career Avenues: Alumni feedback is essential to understand the long-term impact of the university's education on students' careers and lives. Alumni can provide insights into how well the academic process prepared them for their professional journeys, the relevance of the skills acquired, and suggestions for improvements. This feedback can help the university align its academic offerings with industry demands and adapt to changing career trends.

Employer Feedback on University Graduates' Competencies: The employer feedback dimension aims to gauge how well the university's graduates meet the expectations and requirements of the job market. Employers can provide valuable insights into the strengths and weaknesses of graduates in terms of skills, knowledge, and practical abilities. This feedback can help the university tailor its programs to ensure that graduates are equipped with the relevant competencies needed for successful careers.

By collecting feedback in these four dimensions, University of Jammu can gain a comprehensive understanding of its strengths and areas for improvement. This data-driven approach allows the university to make informed decisions and implement changes that positively impact the overall educational experience and the success of its students in their careers.

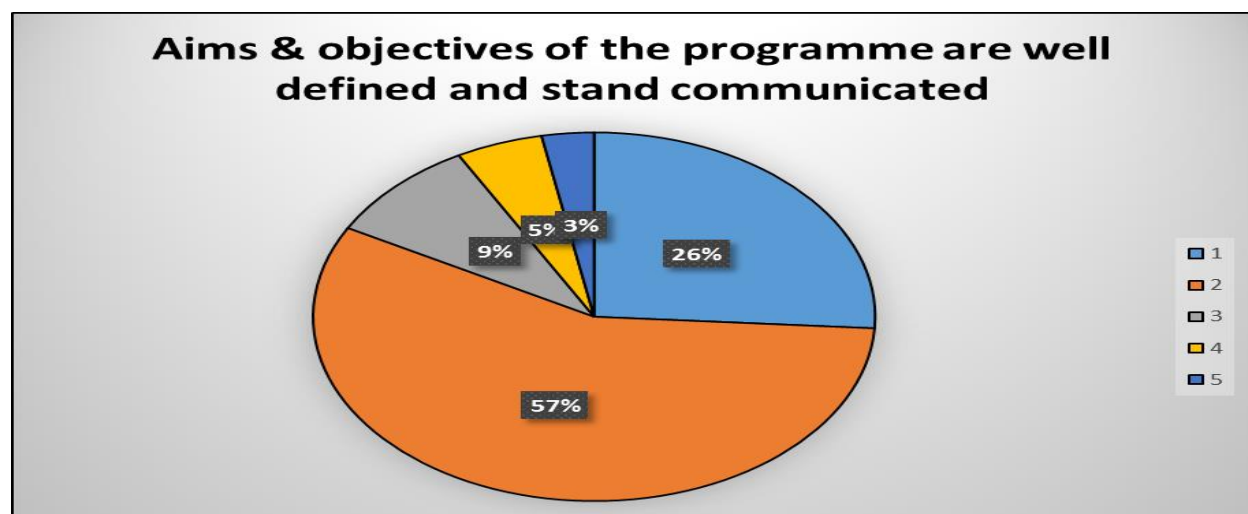
Regular feedback surveys and the subsequent actions taken based on the feedback show a commitment to continuous improvement and the overall growth of the institution. It also fosters a sense of engagement and collaboration among students, teachers, alumni, and employers, creating a more dynamic and productive learning ecosystem.

STUDENTS FEEDBACK ON CURRICULAR ASPECTS

S.No	Parameter	Excellent	Good	Satisfactory	Needs Improvement	Not Applicable
1.	Aims & objectives of the programme are well defined and stand communicated					
2.	The programme has a blend of theory & concepts as well as applied/latest information & knowledge					
3.	The programme provides knowledge & skills for the employability/entrepreneurship					
4.	The programme builds and enhances knowledge and interest in the area					
5.	The infrastructural facilities/equipments are adequate & appropriate to the requirement of the programme					
6.	Teaching inputs are relevant & appropriate for the programme					
7.	The books/reference material is available & adequate for the programme					

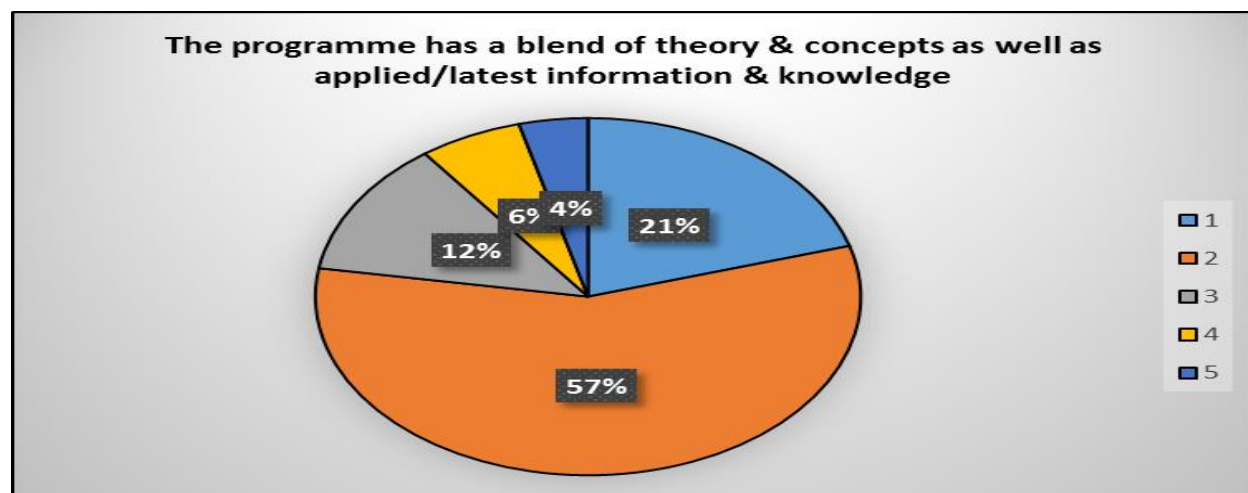
1. Aims & objectives of the programme are well defined and stand communicated

Departments	Total No. of students	Excellent	Good	Satisfactory	Needs Improvement	Not applicable
Chemistry	41	27	14	0	0	0
Commerce	50	2	38	6	1	3
DLL	28	6	17	2	3	0
Economics	58	3	38	5	8	4
Education	110	8	70	13	15	4
Electronics	25	1	24	0	0	0
Geography	30	1	22	4	1	2
Geology	30	7	12	0	0	1
History	50	20	23	6	1	0
Human Genetics	5	2	3	0	0	0
ICCCR & HRM	25	2	8	5	0	4
Physical Education	28	17	11	0	0	0
Psychology	25	1	21	2	1	0
Punjabi	20	3	17	0	0	0
Sanskrit	18	3	10	5	0	0
School of Biotechnology	40	9	19	9	3	0
SHTM	14	2	10	2	0	0
MBA(HT)	22	11	11	0	0	0
The Business School	54	29	25	0	0	0
Zoology	32	24	6	2	0	0
Total	705	178	399	61	33	18
Percentage		26%	57%	9%	5%	3%



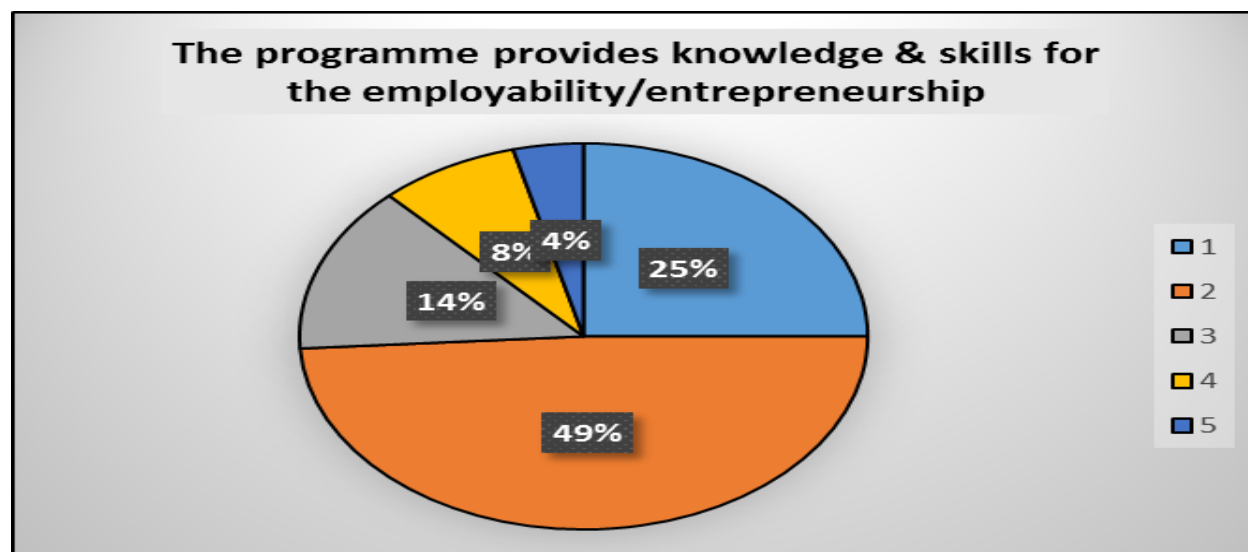
2. The programme has a blend of theory & concepts as well as applied/latest information & knowledge

Department	Total No. of students	Excellent	Good	Satisfactory	Needs Improvement	Not applicable
Chemistry	41	18	23	0	0	0
Commerce	50	1	37	4	2	6
DLL	28	5	20	2	1	0
Economics	58	5	30	8	9	6
Education	110	5	66	19	12	8
Electronics	25	0	24	1	0	0
Geography	30	1	21	3	1	4
Geology	30	7	12	0	0	1
History	50	16	23	7	4	0
Human Genetics	5	2	2	1	0	0
ICCCR & HRM	25	2	8	5	0	4
Physical Education	28	12	12	2	2	0
Psychology	25	3	13	5	2	2
Punjabi	20	8	11	1	0	0
Sanskrit	18	2	11	5	0	0
School of Biotechnology	40	17	12	8	3	0
SHTM	14	3	10	1	0	0
MBA(HT)	22	7	12	2	1	0
The Business School	54	17	24	7	6	0
Zoology	32	8	21	3	0	0
Total	705	139	392	84	43	31
Percentage		20%	56%	12%	6%	4%



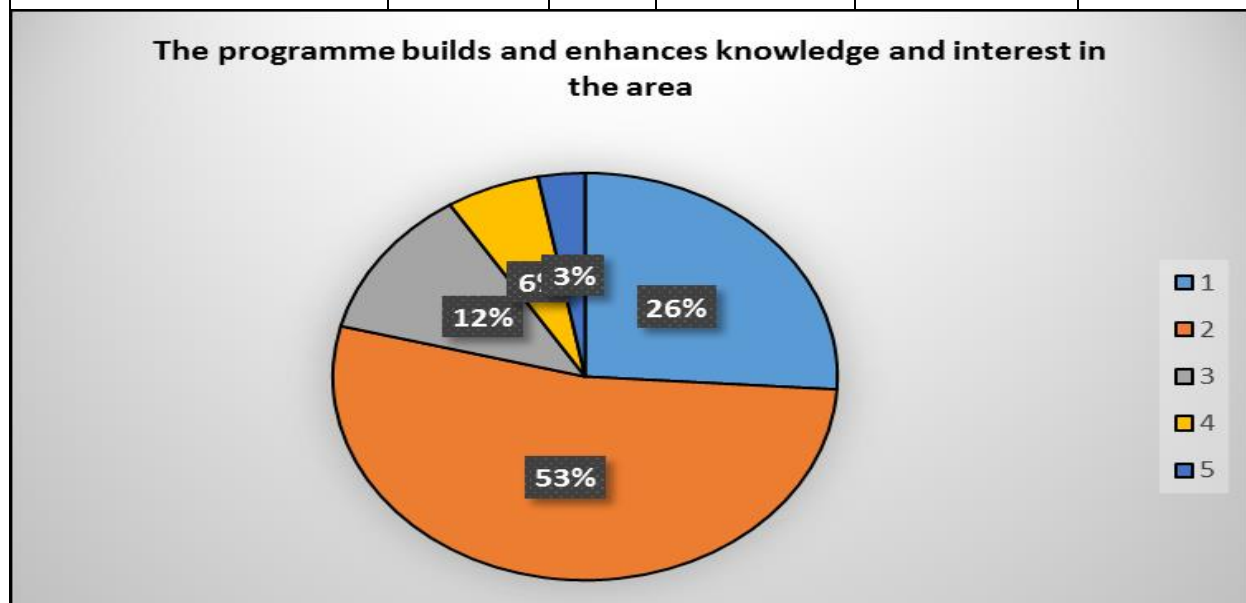
3. The programme provides knowledge & skills for the employability/entrepreneurship

Department	Total No. of students	Excellent	Good	Satisfactory	Needs Improvement	Not applicable
Chemistry	41	16	25	0	0	0
Commerce	50	4	36	3	3	4
DLL	28	9	14	4	1	0
Economics	58	6	27	10	11	4
Education	110	10	50	21	20	9
Electronics	25	2	21	2	0	0
Geography	30	3	21	2	1	3
Geology	30	7	12	0	0	1
History	50	20	20	7	3	0
Human Genetics	5	1	3	0	1	0
ICCCR & HRM	25	2	8	5	0	4
Physical Education	28	11	12	2	3	0
Psychology	25	3	10	5	5	2
Punjabi	20	9	10	1	0	0
Sanskrit	18	2	8	8	0	0
School of Biotechnology	40	12	14	12	2	0
SHTM	14	5	7	2	0	0
MBA(HT)	22	10	10	1	1	0
The Business School	54	20	23	5	6	0
Zoology	32	22	6	4	0	0
Total	705	174	337	94	57	27
Percentage		25%	49%	14%	8%	4%



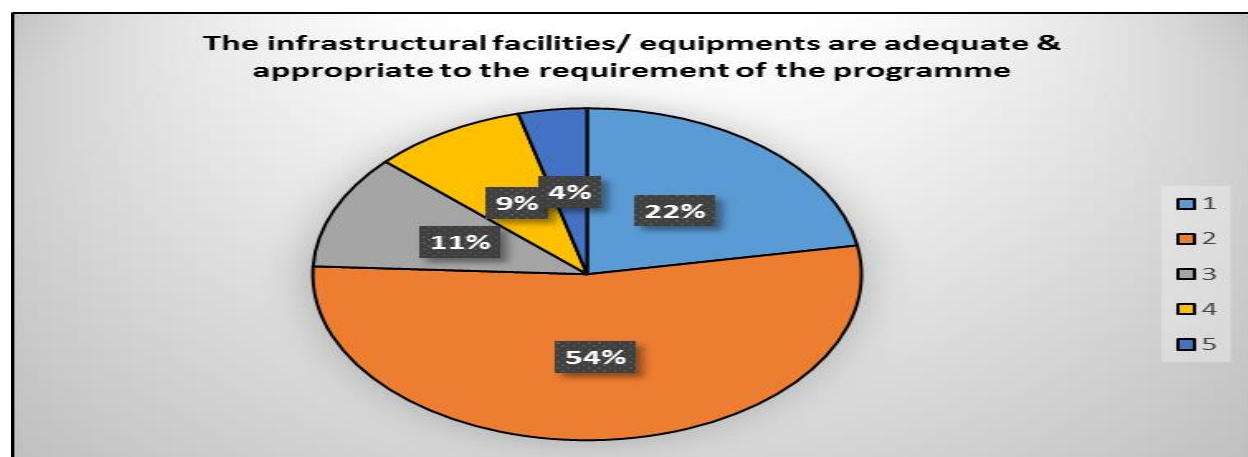
4. The programme builds and enhances knowledge and interest in the area

Department	Total No. of students	Excellent	Good	Satisfactory	Needs Improvement	Not applicable
Chemistry	41	19	21	1	0	0
Commerce	50	3	42	3	0	2
DLL	28	11	12	3	2	0
Economics	58	9	34	6	6	3
Education	110	14	64	13	12	7
Electronics	25	1	21	3	0	0
Geography	30	2	24	2	2	0
Geology	30	7	12	0	0	1
History	50	20	18	8	4	0
Human Genetics	5	2	1	1	1	0
ICCCR & HRM	25	2	8	5	0	4
Physical Education	28	13	9	3	3	0
Psychology	25	5	16	1	2	1
Punjabi	20	6	12	2	0	0
Sanskrit	18	2	11	5	0	0
School of Biotechnology	40	21	7	7	5	0
SHTM	14	3	6	5	0	0
MBA(HT)	22	9	11	2	0	0
The Business School	54	24	18	6	5	1
Zoology	32	6	22	4	0	0
Total	705	179	369	80	42	19
Percentage		26%	53%	12%	6%	3%



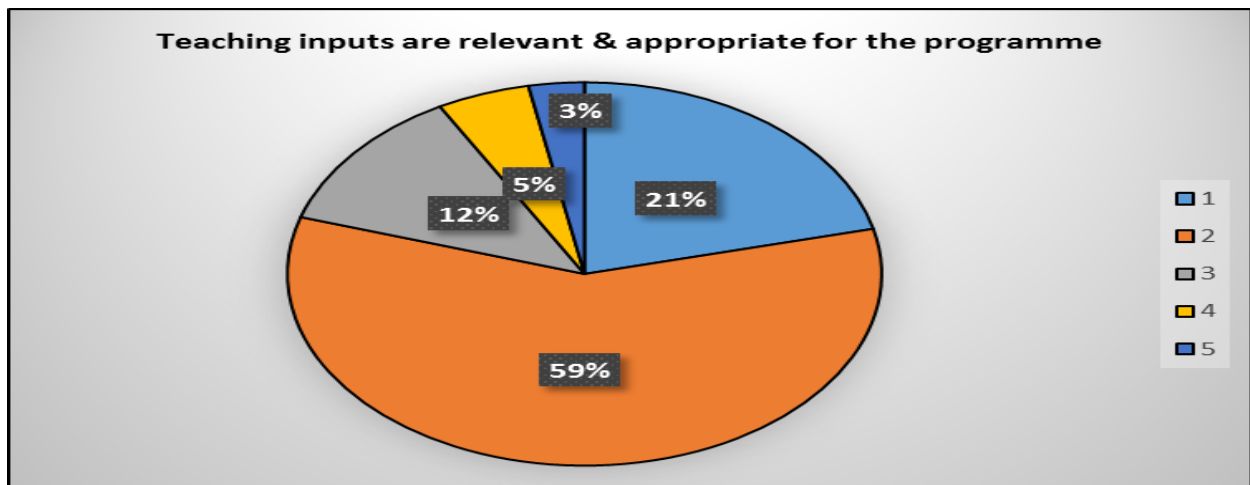
5. The infrastructural facilities/ equipments are adequate & appropriate to the requirement of the programme

Department	Total No. of students	Excellent	Good	Satisfactory	Needs Improvement	Not applicable
Chemistry	41	5	36	0	0	0
Commerce	50	4	38	4	4	0
DLL	28	5	20	2	1	0
Economics	58	5	20	7	18	8
Education	110	9	44	14	30	13
Electronics	25	1	23	0	1	0
Geography	30	3	21	3	0	3
Geology	30	7	12	0	0	1
History	50	22	26	2	0	0
Human Genetics	5	0	4	1	0	0
ICCCR & HRM	25	2	8	5	0	4
Physical Education	28	14	14	0	0	0
Psychology	25	2	12	6	4	1
Punjabi	20	5	14	1	0	0
Sanskrit	18	1	11	6	0	0
School of Biotechnology	40	23	13	3	1	0
SHTM	14	0	0	13	1	0
MBA(HT)	22	13	9	0	0	0
The Business School	54	28	26	0	0	0
Zoology	32	4	15	12	1	0
Total	705	153	366	79	61	30
Percentage		22%	53%	11%	9%	4%



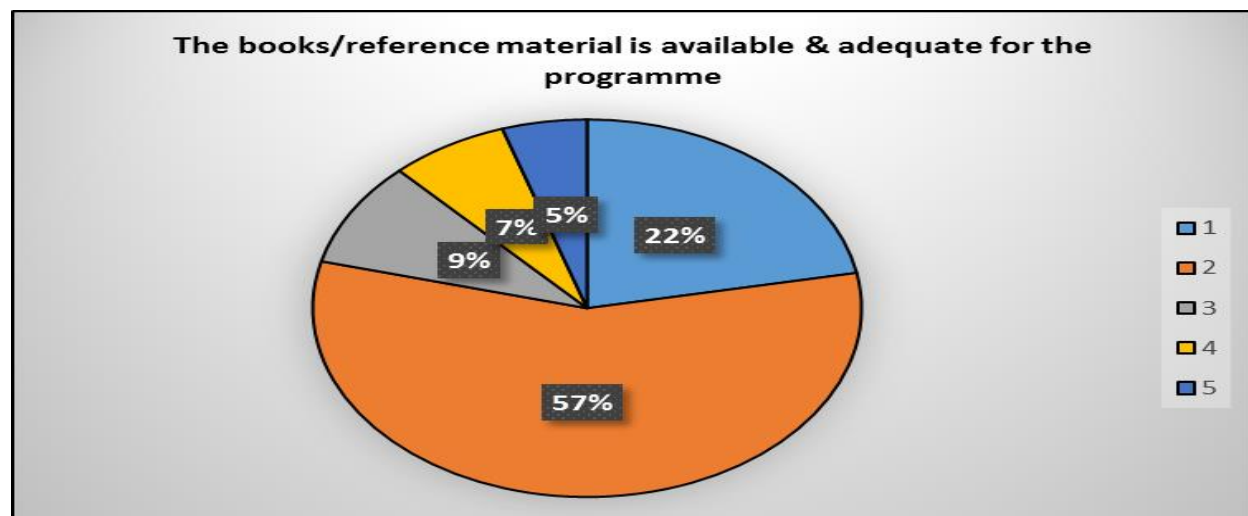
6. Teaching inputs are relevant & appropriate for the programme

Department	Total No. of students	Excellent	Good	Satisfactory	Needs Improvement	Not applicable
Chemistry	41	15	26	0	0	0
Commerce	50	5	40	0	0	5
DLL	28	4	22	1	1	0
Economics	58	6	26	13	9	4
Education	110	12	59	14	17	8
Electronics	25	0	24	1	0	0
Geography	30	4	23	3	0	0
Geology	30	7	12	0	0	1
History	50	18	24	6	2	0
Human Genetics	5	0	4	0	1	0
ICCCR & HRM	25	2	8	5	0	4
Physical Education	28	7	17	2	2	0
Psychology	25	4	18	3	0	0
Punjabi	20	2	18	0	0	0
Sanskrit	18	2	9	7	0	0
School of Biotechnology	40	22	11	7	0	0
SHTM	14	2	7	5	0	0
MBA(HT)	22	4	16	1	1	0
The Business School	54	20	27	4	3	0
Zoology	32	10	11	11	0	0
Total	705	146	402	83	36	22
Percentage		21%	58%	12%	5%	3%



7. The books/reference material is available & adequate for the programme

Department	Total No. of students	Excellent	Good	Satisfactory	Needs Improvement	Not applicable
Chemistry	41	9	32	0	0	0
Commerce	50	3	39	1	0	7
DLL	28	8	17	2	1	0
Economics	58	7	26	7	14	4
Education	110	9	58	14	19	10
Electronics	25	1	23	1	0	0
Geography	30	2	22	1	0	5
Geology	30	7	12	0	0	1
History	50	20	23	6	1	0
Human Genetics	5	0	4	1	0	0
ICCCR & HRM	25	2	8	5	0	4
Physical Education	28	7	16	3	2	0
Psychology	25	4	11	4	5	1
Punjabi	20	1	19	0	0	0
Sanskrit	18	0	11	6	1	0
School of Biotechnology	40	18	17	5	0	0
SHTM	14	3	9	2	0	0
MBA(HT)	22	5	15	1	1	0
The Business School	54	21	26	5	2	0
Zoology	32	22	9	1	0	0
Total	705	149	397	65	46	32
Percentage		22%	57%	9%	7%	5%

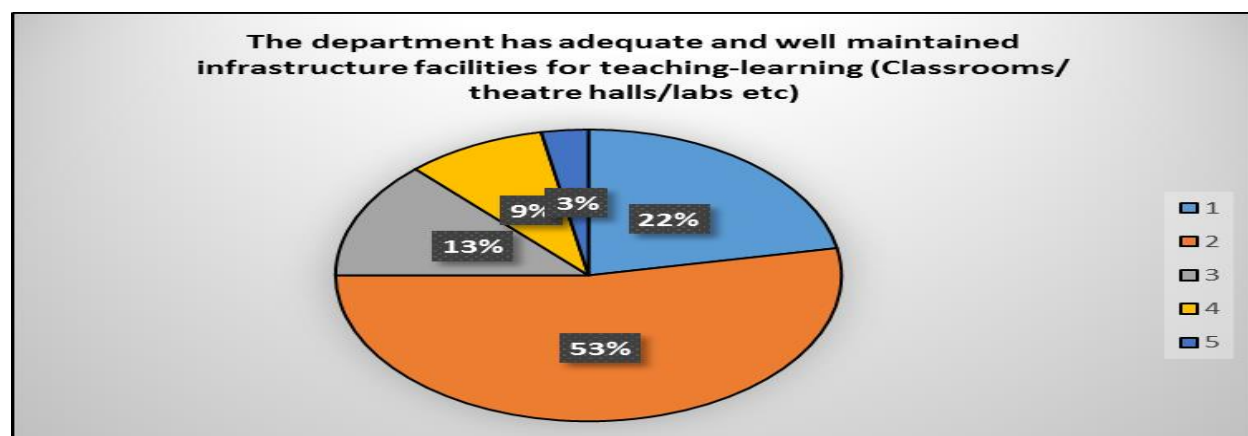


STUDENTS FEEDBACK ON GENERAL INFRASTRUCTURE

S.No.	Parameter	Excellent	Good	Satisfactory	Needs Improvement	Not Applicable
1.	The department has adequate and well maintained infrastructure facilities for teaching-learning (Classrooms/ theatre halls/labs etc.)					
2.	The classrooms are equipped with the necessary ICT facilities					
3.	The Department has back-up facility during power shut downs					
4.	Availability of clean drinking water facility in the Department					
5.	The washrooms are well maintained & cleaned					
6.	The students have access to internet and photocopying facility in the Department					
7.	The department has facilities for the differently-abled					

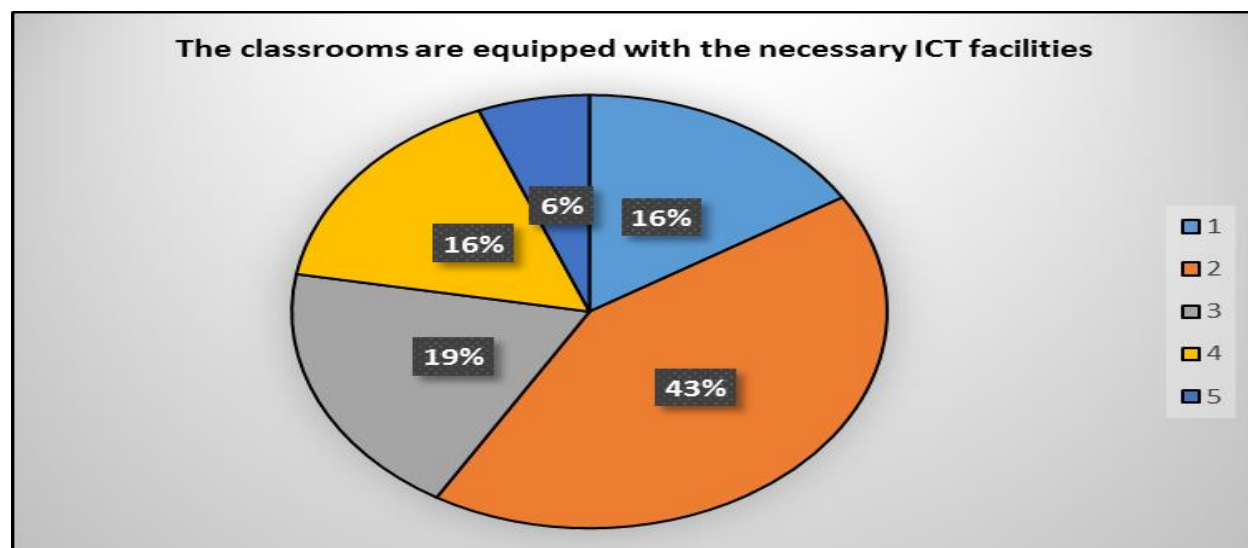
1. The department has adequate and well maintained infrastructure facilities for teaching-learning (Classrooms/ theatre halls/labs etc.)

Department	Total No. of students	Excellent	Good	Satisfactory	Needs Improvement	Not applicable
Chemistry	41	7	33	1	0	0
Commerce	50	4	43	3	0	0
DLL	28	6	15	7	0	0
Economics	58	4	21	9	16	8
Education	110	6	44	13	37	10
Electronics	25	0	24	0	0	1
Geography	30	3	24	3	0	0
Geology	30	7	12	0	0	1
History	50	19	23	6	2	0
Human Genetics	5	0	0	5	0	0
ICCCR & HRM	25	2	8	5	0	4
Physical Education	28	7	14	5	2	0
Psychology	25	5	17	2	1	0
Punjabi	20	12	8	0	0	0
Sanskrit	18	5	9	4	0	0
School of Biotechnology	40	14	23	3	0	0
SHTM	14	0	2	11	1	0
MBA(HT)	22	8	10	3	1	0
The Business School	54	22	25	5	2	0
Zoology	32	18	12	2	0	0
Total	705	149	367	87	62	24
Percentage		22%	53%	13%	9%	3%



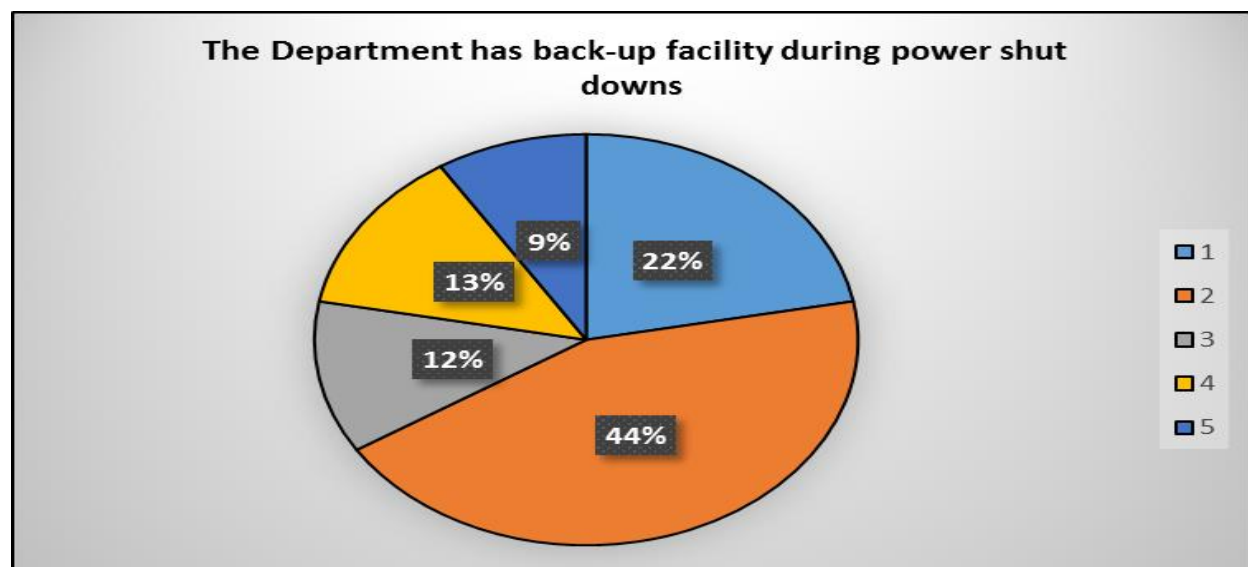
2. The classrooms are equipped with the necessary ICT facilities

Department	Total No. of students	Excellent	Good	Satisfactory	Needs Improvement	Not applicable
Chemistry	41	4	16	3	17	1
Commerce	50	2	38	6	1	3
DLL	28	9	14	4	1	0
Economics	58	4	13	11	22	8
Education	110	2	26	15	46	21
Electronics	25	0	18	6	0	1
Geography	30	1	22	4	1	2
Geology	30	7	12	0	0	1
History	50	15	20	11	4	0
Human Genetics	5	0	0	0	4	1
ICCCR & HRM	25	2	8	5	0	4
Physical Education	28	8	10	8	2	0
Psychology	25	2	10	9	4	0
Punjabi	20	4	13	3	0	0
Sanskrit	18	1	9	6	2	0
School of Biotechnology	40	11	8	17	4	0
SHTM	14	3	6	5	0	0
MBA(HT)	22	7	11	4	0	0
The Business School	54	17	21	10	6	0
Zoology	32	14	15	3	0	0
Total	705	113	290	130	114	42
Percentage		16%	42%	19%	16%	6%



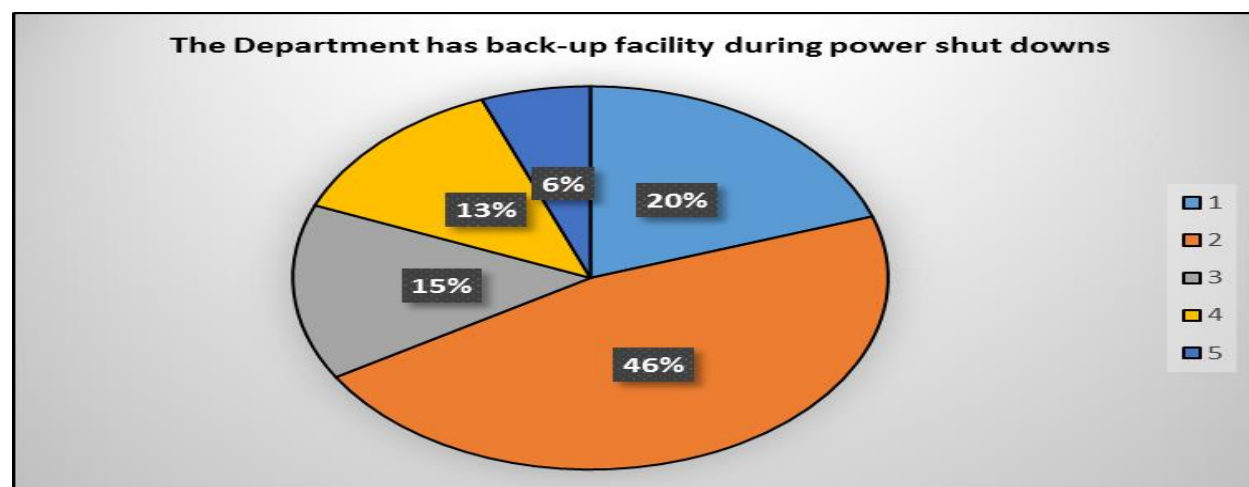
3. The Department has back-up facility during power shut downs

Department	Total No. of students	Excellent	Good	Satisfactory	Needs Improvement	Not applicable
Chemistry	41	4	36	1	0	0
Commerce	50	1	37	4	2	6
DLL	28	9	14	4	1	0
Economics	58	5	14	8	19	12
Education	110	2	20	13	42	33
Electronics	25	0	18	4	3	0
Geography	30	1	21	3	1	4
Geology	30	7	12	0	0	1
History	50	18	23	7	2	0
Human Genetics	5	2	2	0	1	0
ICCCR & HRM	25	2	8	5	0	4
Physical Education	28	10	13	2	3	0
Psychology	25	1	10	2	10	2
Punjabi	20	10	8	2	0	0
Sanskrit	18	5	9	4	0	0
School of Biotechnology	40	20	7	12	1	0
SHTM	14	5	8	1	0	0
MBA(HT)	22	9	11	1	1	0
The Business School	54	21	25	5	3	0
Zoology	32	18	10	4	0	0
Total	705	150	306	82	89	62
Percentage		22%	44%	12%	13%	9%



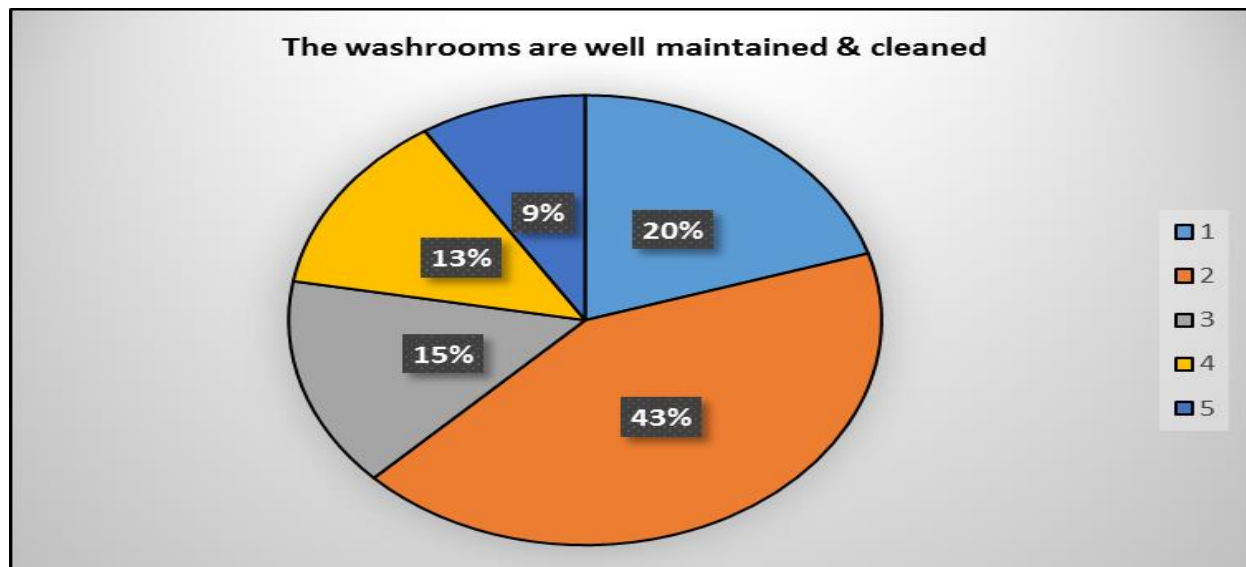
4. Availability of clean drinking water facility in the Department

Department	Total No. of students	Excellent	Good	Satisfactory	Needs Improvement	Not applicable
Chemistry	41	6	35	0	0	0
Commerce	50	4	36	3	3	4
DLL	28	11	13	2	2	0
Economics	58	5	27	12	10	4
Education	110	4	42	12	34	18
Electronics	25	0	16	0	5	4
Geography	30	3	21	2	1	3
Geology	30	7	12	0	0	1
History	50	13	19	11	7	0
Human Genetics	5	1	2	3	0	0
ICCCR & HRM	25	2	8	5	0	4
Physical Education	28	11	8	6	3	0
Psychology	25	10	8	2	2	3
Punjabi	20	5	15	0	0	0
Sanskrit	18	4	9	4	0	0
School of Biotechnology	40	7	11	13	9	0
SHTM	14	3	7	4	0	0
MBA(HT)	22	9	7	4	2	0
The Business School	54	15	18	12	9	0
Zoology	32	15	10	7	0	0
Total	705	135	324	102	87	41
Percentage		20%	47%	15%	13%	6%



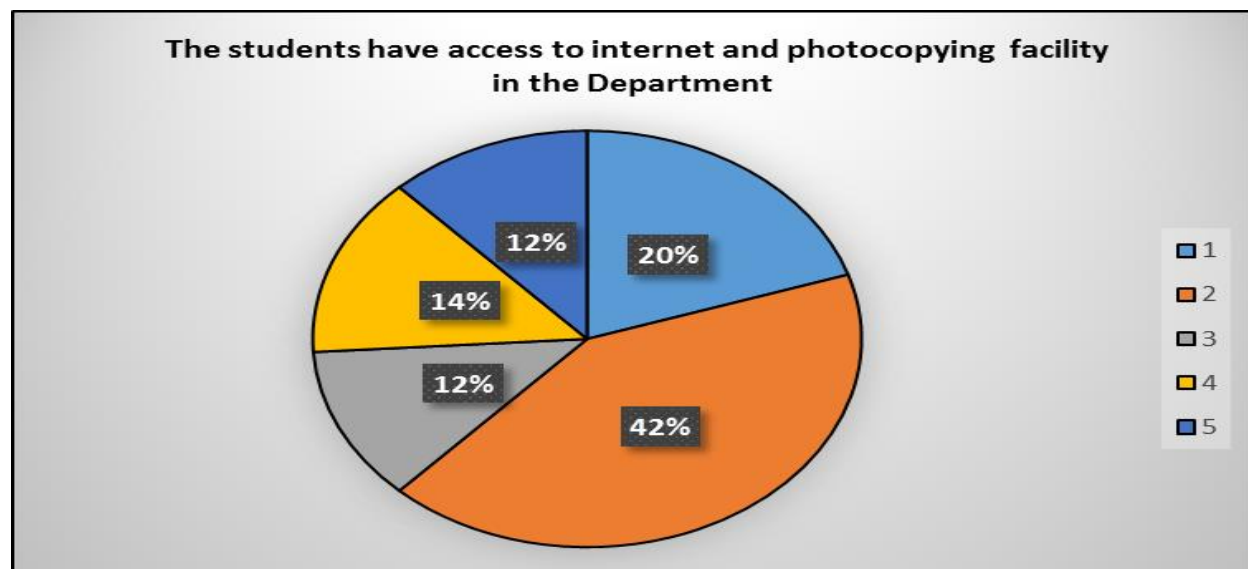
5. The washrooms are well maintained & cleaned

Department	Total No. of students	Excellent	Good	Satisfactory	Needs Improvement	Not applicable
Chemistry	41	11	27	0	2	1
Commerce	50	3	42	3	0	2
DLL	28	10	15	2	1	0
Economics	58	7	21	9	14	7
Education	110	2	26	14	35	33
Electronics	25	2	17	1	2	3
Geography	30	1	21	6	0	2
Geology	30	7	12	0	0	1
History	50	18	10	17	5	0
Human Genetics	5	1	1	1	2	0
ICCCR & HRM	25	2	8	5	0	4
Physical Education	28	11	7	6	4	0
Psychology	25	3	9	2	4	7
Punjabi	20	5	15	0	0	0
Sanskrit	18	5	8	3	2	0
School of Biotechnology	40	18	6	8	8	0
SHTM	14	0	6	8	0	0
MBA(HT)	22	9	8	1	4	0
The Business School	54	17	13	14	10	0
Zoology	32	7	20	5	0	0
Total	705	139	292	105	93	60
Percentage		20%	42%	15%	13%	9%



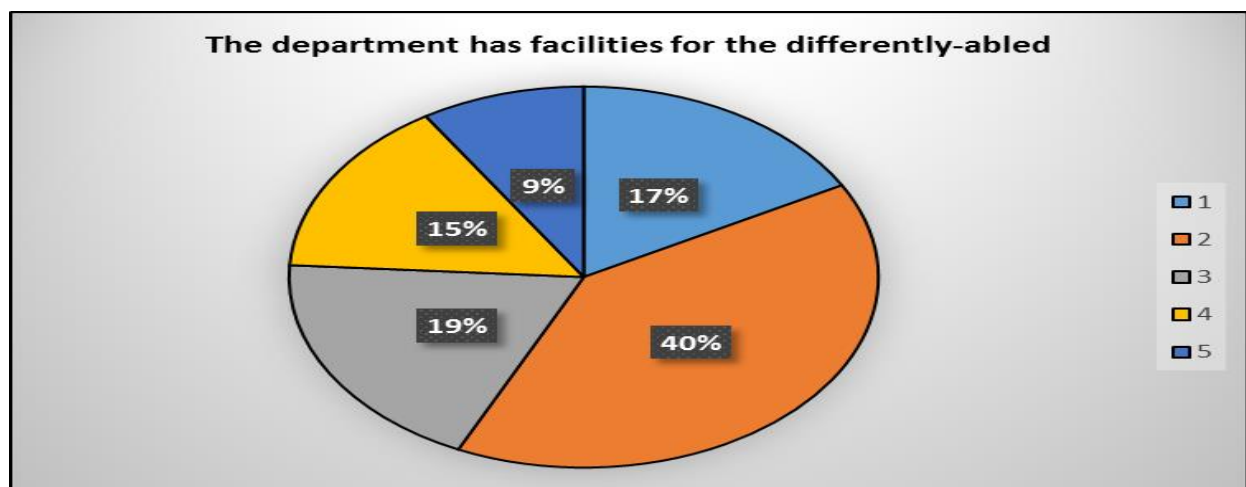
6. The students have access to internet and photocopying facility in the Department

Department	Total No. of students	Excellent	Good	Satisfactory	Needs Improvement	Not applicable
Chemistry	41	9	31	0	0	1
Commerce	50	4	38	4	0	4
DLL	28	11	14	2	1	0
Economics	58	3	10	10	18	17
Education	110	3	10	8	47	42
Electronics	25	0	18	0	4	3
Geography	30	1	20	5	2	2
Geology	30	7	12	0	0	1
History	50	13	27	4	6	0
Human Genetics	5	2	3	0	0	0
ICCCR & HRM	25	2	8	5	0	4
Physical Education	28	9	15	1	3	0
Psychology	25	0	6	4	7	8
Punjabi	20	6	14	0	0	0
Sanskrit	18	0	8	9	1	0
School of Biotechnology	40	14	8	16	2	0
SHTM	14	4	7	3	0	0
MBA(HT)	22	9	11	0	2	0
The Business School	54	16	26	5	7	0
Zoology	32	22	5	5	0	0
Total	705	135	291	81	100	82
Percentage		20%	42%	12%	14%	12%



7. The department has facilities for the differently-abled

Department	Total No. of students	Excellent	Good	Satisfactory	Needs Improvement	Not applicable
Chemistry	41	2	11	4	24	0
Commerce	50	5	40	0	0	5
DLL	28	13	14	1	0	0
Economics	58	1	21	5	16	15
Education	110	3	13	27	37	30
Electronics	25	0	16	8	1	0
Geography	30	3	22	2	2	1
Geology	30	7	12	0	0	1
History	50	20	25	5	0	0
Human Genetics	5	2	1	2	0	0
ICCCR & HRM	25	2	8	5	0	4
Physical Education	28	12	11	5	0	0
Psychology	25	3	10	6	3	3
Punjabi	20	1	12	5	2	0
Sanskrit	18	0	5	8	5	0
School of Biotechnology	40	10	20	10	0	0
SHTM	14	0	0	8	6	0
MBA(HT)	22	0	0	13	9	0
The Business School	54	19	25	10	0	0
Zoology	32	14	13	5	0	0
Total	705	117	279	129	105	59
Percentage		17%	40%	19%	15%	9%



STUDENTS FEEDBACK ON LIBRARY

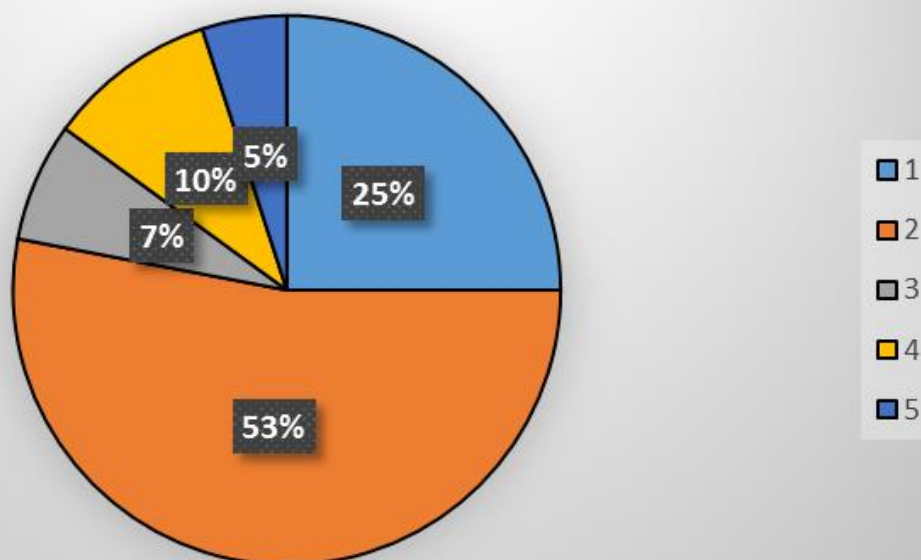
S.No.	Parameter	Excellent	Good	Satisfactory	Needs Improvement	Not Applicable
1.	The library has physical facilities like adequate seating space, adequate ventilation (Air Cooler/fans), and proper illumination					
2.	Adequate number of books/copies of books available					
3.	Latest editions of text books, reference books, journals are available in the library					
4.	The library staff is helpful and cordial					

1. The library has physical facilities like adequate seating space, adequate ventilation (Air Cooler/fans), and proper illumination

Department	Total No. of students	Excellent	Good	Satisfactory	Needs Improvement	Not applicable
Chemistry	41	8	31	1	0	0
Commerce	50	3	39	1	0	7
DLL	28	12	14	2	0	0
Economics	58	4	14	13	18	7
Education	110	6	58	8	30	8
Electronics	25	2	16	1	4	2
Geography	30	2	22	1	0	5
Geology	30	12	7	0	0	1
History	50	21	27	2	0	0
Human Genetics	5	1	4	0	0	0

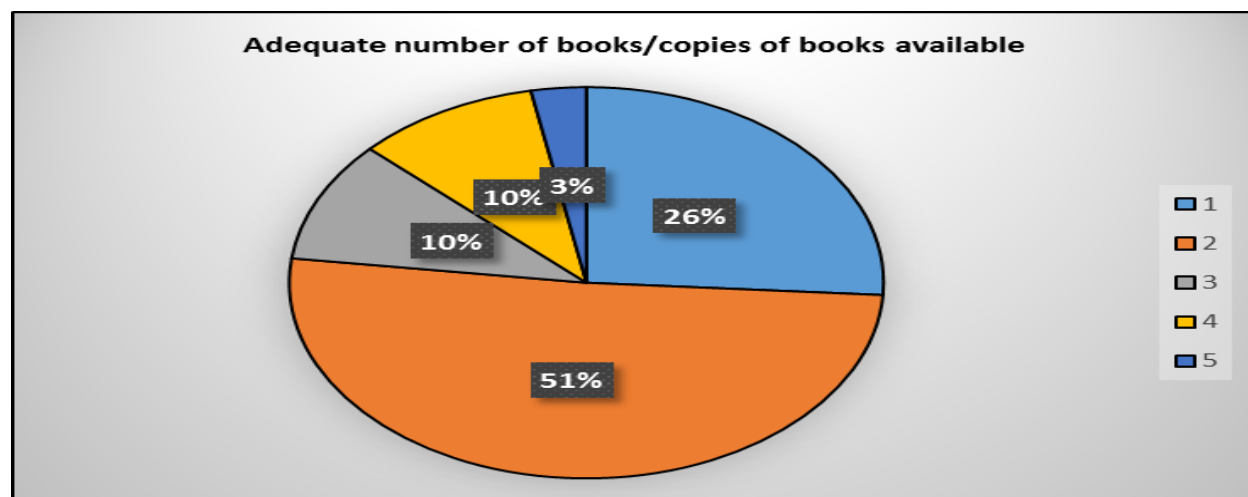
Department	Total No. of students	Excellent	Good	Satisfactory	Needs Improvement	Not applicable
ICCCR & HRM	25	8	2	4	5	0
Physical Education	28	12	16	0	0	0
Psychology	25	1	14	1	7	2
Punjabi	20	6	11	3	0	0
Sanskrit	18	2	9	7	0	0
School of Biotechnology	40	21	11	6	2	0
SHTM	14	5	9	0	0	0
MBA(HT)	22	7	15	0	0	0
The Business School	54	22	32	0	0	0
Zoology	32	15	16	1	0	0
Total	705	170	367	51	66	32
Percentage		25%	53%	7%	10%	5%

The library has physical facilities like adequate seating space, adequate ventilation (Air Cooler/fans), and proper illumination



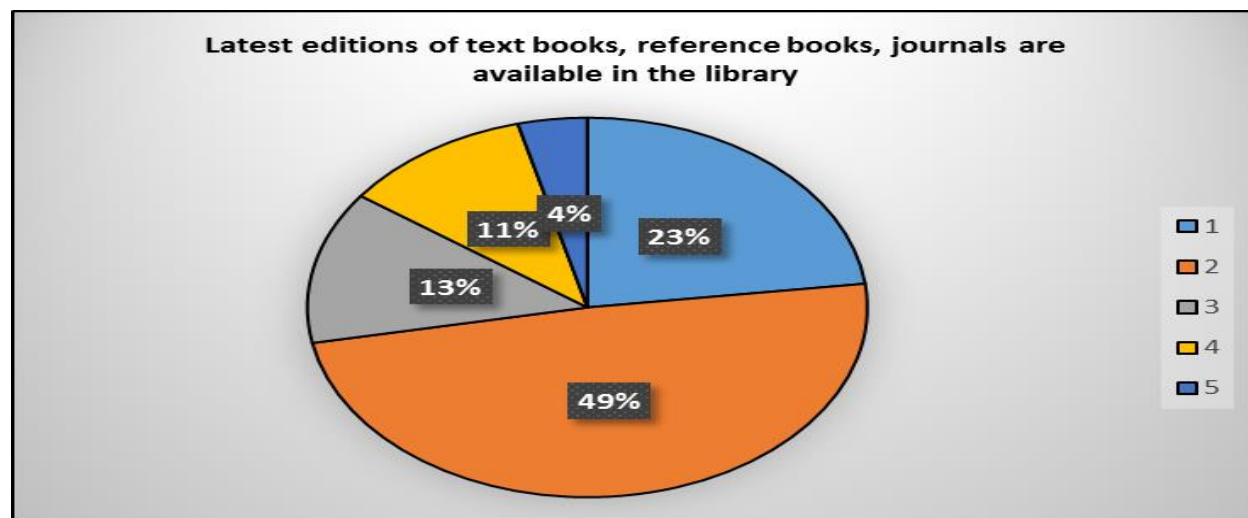
2. Adequate number of books/copies of books available

Department	Total No. of students	Excellent	Good	Satisfactory	Needs Improvement	Not applicable
Chemistry	41	13	24	2	1	0
Commerce	50	4	43	3	0	0
DLL	28	15	11	2	0	0
Economics	58	3	20	11	13	11
Education	110	9	53	11	29	8
Electronics	25	0	20	2	2	1
Geography	30	3	24	3	0	0
Geology	30	10	9	0	0	1
History	50	20	20	5	5	0
Human Genetics	5	2	1	1	1	0
ICCCR & HRM	25	10	8	1	0	0
Physical Education	28	13	9	3	3	0
Psychology	25	4	12	3	6	0
Punjabi	20	4	16	0	0	0
Sanskrit	18	4	8	6	0	0
School of Biotechnology	40	10	27	3	0	0
SHTM	14	8	3	3	0	0
MBA(HT)	22	10	9	1	2	0
The Business School	54	22	22	4	6	0
Zoology	32	13	18	1	0	0
Total	705	177	357	65	68	21
Percentage		26%	51%	10%	10%	3%



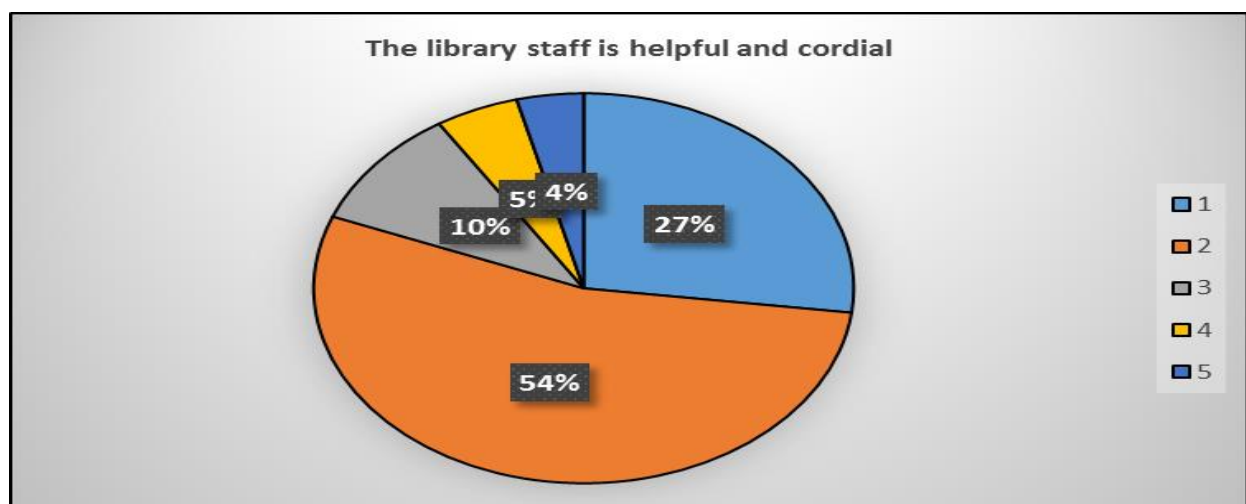
3. Latest editions of text books, reference books, journals are available in the library

Department	Total No. of students	Excellent	Good	Satisfactory	Needs Improvement	Not applicable
Chemistry	41	4	34	3	0	0
Commerce	50	2	38	6	1	3
DLL	28	5	18	3	2	0
Economics	58	6	20	9	14	9
Education	110	6	46	21	28	9
Electronics	25	2	16	5	2	0
Geography	30	0	23	4	1	2
Geology	30	5	5	5	4	1
History	50	21	22	6	1	0
Human Genetics	5	4	0	0	1	0
ICCCR & HRM	25	5	5	5	0	4
Physical Education	28	12	12	3	1	0
Psychology	25	4	10	6	5	0
Punjabi	20	8	11	1	0	0
Sanskrit	18	7	6	2	3	0
School of Biotechnology	40	12	24	2	2	0
SHTM	14	2	9	3	0	0
MBA(HT)	22	11	9	1	1	0
The Business School	54	24	20	6	4	0
Zoology	32	19	12	1	0	0
Total	705	159	340	92	70	28
Percentage		23%	49%	13%	11%	4%



4. The library staff is helpful and cordial

Department	Total No. of students	Excellent	Good	Satisfactory	Needs Improvement	Not applicable
Chemistry	41	16	25	0	0	0
Commerce	50	1	37	4	2	6
DLL	28	7	19	1	1	0
Economics	58	6	26	11	8	7
Education	110	19	59	14	14	4
Electronics	25	4	17	3	0	1
Geography	30	1	21	3	1	4
Geology	30	4	4	4	4	4
History	50	21	28	1	0	0
Human Genetics	5	2	3	0	0	0
ICCCR & HRM	25	10	9	0	0	0
Physical Education	28	13	15	0	0	0
Psychology	25	4	13	6	1	1
Punjabi	20	6	13	1	0	0
Sanskrit	18	4	9	5	0	0
School of Biotechnology	40	24	16	0	0	0
SHTM	14	7	7	0	0	0
MBA(HT)	22	8	14	0	0	0
The Business School	54	23	31	0	0	0
Zoology	32	10	11	11	0	0
Total	705	190	377	64	31	27
Percentage		27%	54%	10%	5%	4%



STUDENTS FEEDBACK ON GOVERNANCE

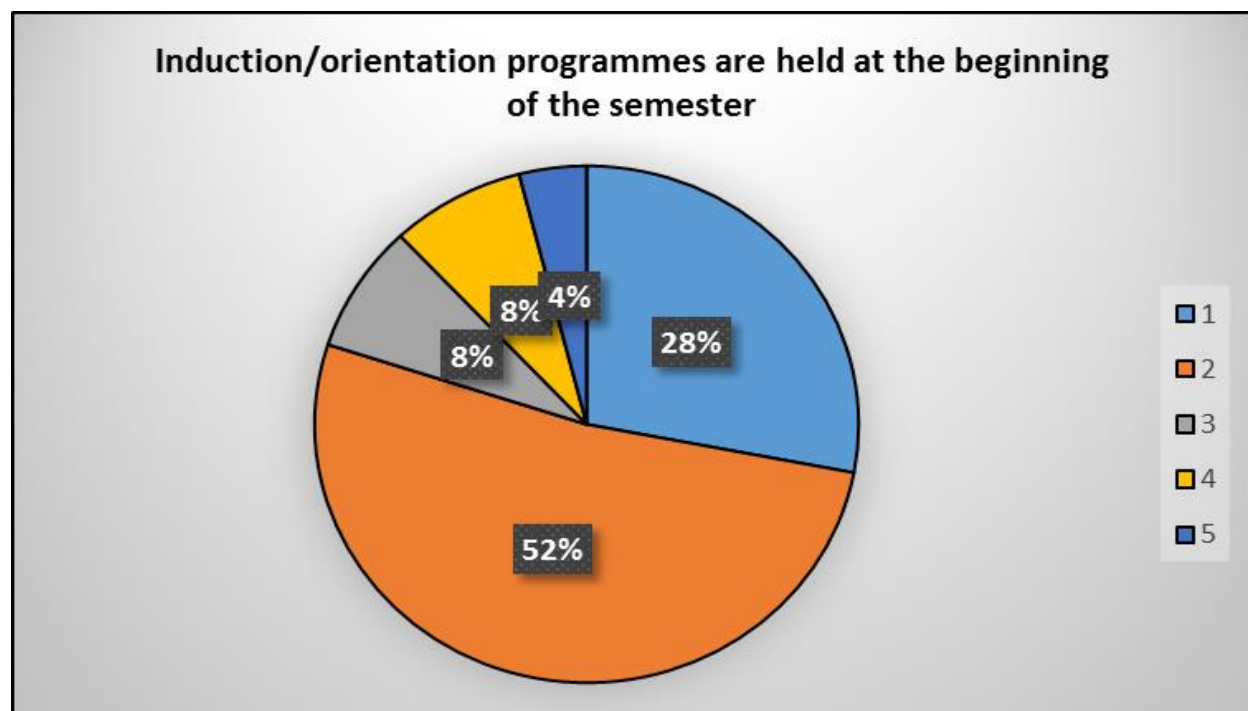
S.No.	Parameter	Excellent	Good	Satisfactory	Needs Improvement	Not Applicable
1.	Induction/orientation programmes are held at the beginning of the semester					
2.	Teaching plans of courses are circulated at the beginning of the semester					
3.	The attendance and notifications with respect to examinations are displayed timely on the notice boards					
4.	Grievances /problems, if any are redressed well in time at departmental level					
5.	Availability of suggestion boxes & mechanism for obtaining feedback is prevalent in the department					
6.	There is interaction with experts/resource persons from other Universities					
7.	There is interaction with experts from the Industry/any other					

	field other than Higher Education Institution					
8.	Activities other than academics (cultural, sports etc) are actively held for the students					
9.	Academic activities like seminars, conferences, publishing magazines etc) organized regularly					
10.	Outreach/ community development programmes are held for the students					
11.	The Department provides campus placement opportunities					
12.	There is a strong Alumni network/ Association of the Department					

1. Induction/orientation programmes are held at the beginning of the semester

Department	Total No. of students	Excellent	Good	Satisfactory	Needs Improvement	Not applicable
Chemistry	41	5	36	0	0	0
Commerce	50	4	36	3	3	4
DLL	28	6	20	2	0	0
Economics	58	5	23	10	13	7
Education	110	11	56	11	25	7
Electronics	25	1	19	2	2	1
Geography	30	3	21	2	1	3

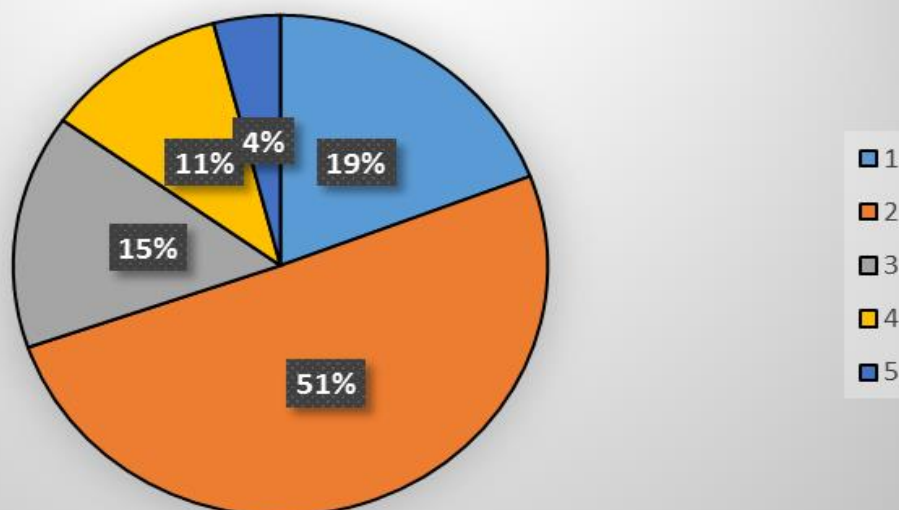
Department	Total No. of students	Excellent	Good	Satisfactory	Needs Improvement	Not applicable
Geology	30	11	3	1	5	0
History	50	18	30	2	0	0
Human Genetics	5	4	1	0	0	0
ICCCR & HRM	25	10	3	3	3	0
Physical Education	28	14	14	0	0	0
Psychology	25	4	15	3	1	2
Punjabi	20	6	12	2	0	0
Sanskrit	18	5	9	4	0	0
School of Biotechnology	40	36	3	1	0	0
SHTM	14	7	7	0	0	0
MBA(HT)	22	10	12	0	0	0
The Business School	54	21	33	0	0	0
Zoology	32	15	12	5	0	0
Total	705	196	365	51	53	24
Percentage		28%	52%	8%	8%	4%



2. Teaching plans of courses are circulated at the beginning of the semester

Department	Total No. of students	Excellent	Good	Satisfactory	Needs Improvement	Not applicable
Chemistry	41	14	27	0	0	0
Commerce	50	3	42	3	0	2
DLL	28	8	17	2	1	0
Economics	58	4	27	8	13	6
Education	110	9	53	12	27	9
Electronics	25	1	20	3	1	0
Geography	30	2	24	2	0	2
Geology	30	10	1	6	2	1
History	50	11	21	13	5	0
Human Genetics	5	1	1	3	0	0
ICCCR & HRM	25	5	5	5	0	4
Physical Education	28	6	11	7	4	0
Psychology	25	3	15	3	4	0
Punjabi	20	4	16	0	0	0
Sanskrit	18	1	10	6	1	0
School of Biotechnology	40	17	12	5	6	0
SHTM	14	4	5	5	0	0
MBA(HT)	22	4	11	4	3	0
The Business School	54	11	19	14	10	0
Zoology	32	15	13	4	0	0
Total	705	133	350	105	77	24
Percentage		19%	50%	15%	11%	4%

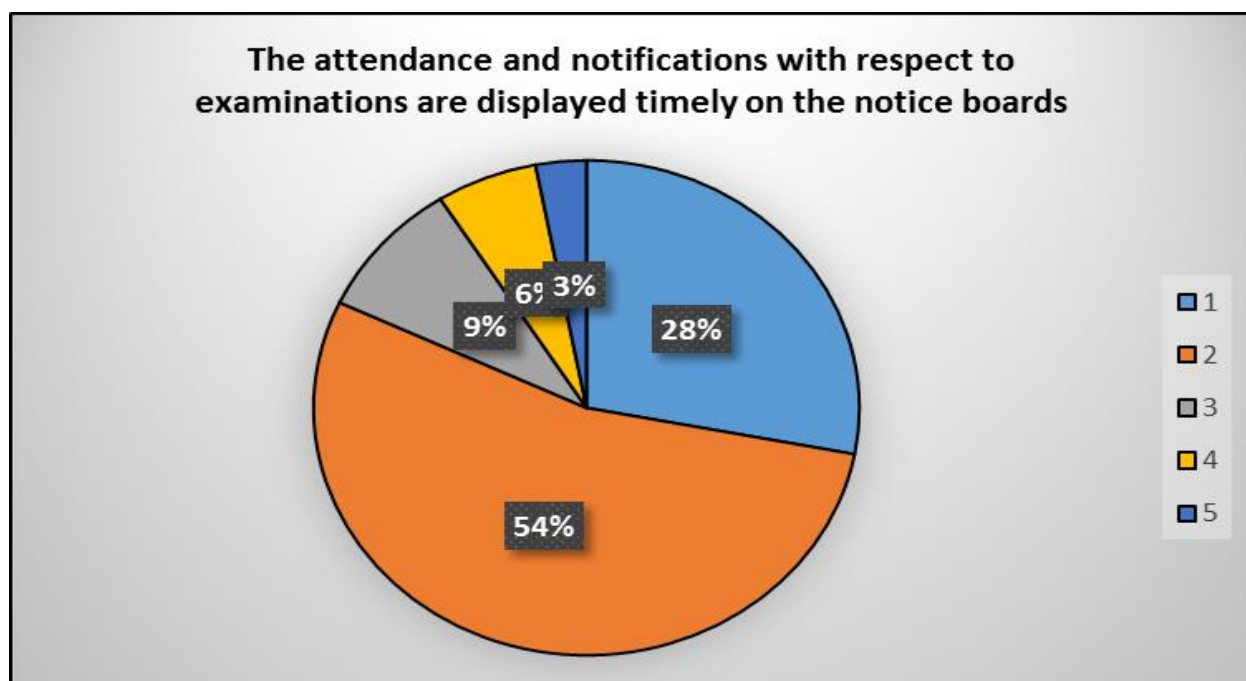
Teaching plans of courses are circulated at the beginning of the semester



3. The attendance and notifications with respect to examinations are displayed timely on the notice boards

Department	Total No. of students	Excellent	Good	Satisfactory	Needs Improvement	Not applicable
Chemistry	41	15	26	0	0	0
Commerce	50	4	38	4	0	4
DLL	28	7	16	3	2	0
Economics	58	3	25	14	13	3
Education	110	11	53	16	19	11
Electronics	25	3	19	2	1	0
Geography	30	3	21	3	0	3
Geology	30	10	10	0	0	0
History	50	21	27	2	0	0
Human Genetics	5	3	2	0	0	0
ICCCR & HRM	25	10	8	1	0	0
Physical Education	28	12	16	0	0	0
Psychology	25	2	18	3	1	1
Punjabi	20	1	18	1	0	0
Sanskrit	18	8	8	2	0	0
School of Biotechnology	40	23	14	3	0	0

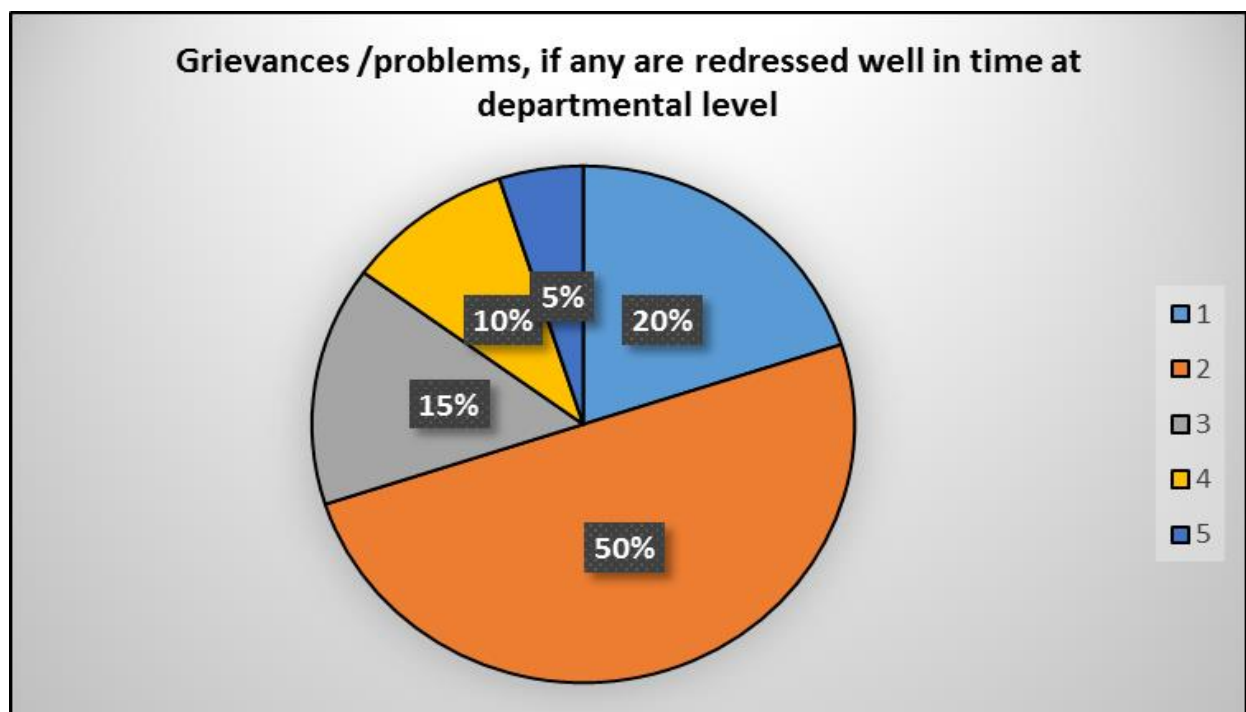
Department	Total No. of students	Excellent	Good	Satisfactory	Needs Improvement	Not applicable
SHTM	14	8	6	0	0	0
MBA(HT)	22	11	11	0	0	0
The Business School	54	25	29	0	0	0
Zoology	32	16	13	3	0	0
Total	705	196	378	57	36	22
Percentage		28%	54%	9%	6%	3%



4. Grievances/problems, if any are redressed well in time at departmental level

Department	Total No. of students	Excellent	Good	Satisfactory	Needs Improvement	Not applicable
Chemistry	41	7	33	1	0	0
Commerce	50	5	40	0	0	5
DLL	28	8	16	4	0	0
Economics	58	2	23	13	13	7
Education	110	3	36	23	30	18
Electronics	25	0	20	5	0	0
Geography	30	4	23	0	2	1
Geology	30	5	5	5	5	0
History	50	17	23	6	4	0

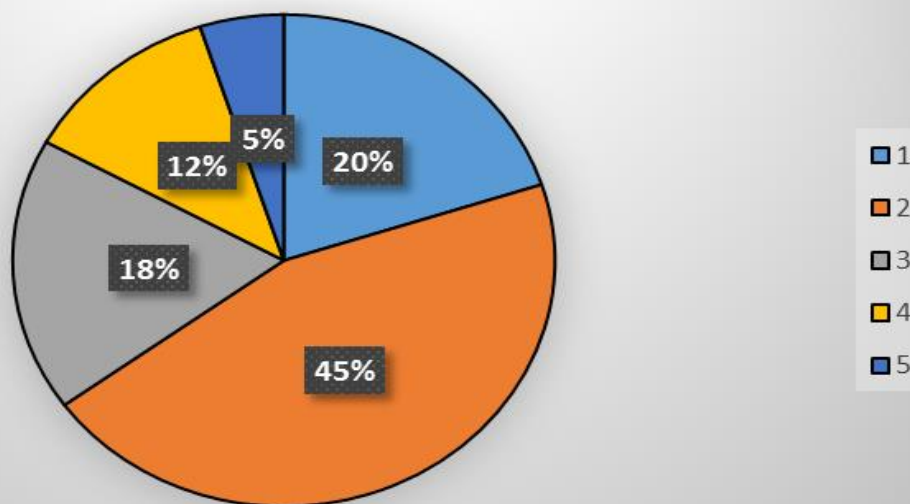
Department	Total No. of students	Excellent	Good	Satisfactory	Needs Improvement	Not applicable
Human Genetics	5	1	3	1	0	0
ICCCR & HRM	25	4	9	5	1	0
Physical Education	28	12	10	4	2	0
Psychology	25	1	12	7	3	2
Punjabi	20	4	15	1	0	0
Sanskrit	18	5	10	3	0	0
School of Biotechnology	40	13	17	8	2	0
SHTM	14	4	5	5	0	0
MBA(HT)	22	9	10	2	1	0
The Business School	54	18	24	8	4	0
Zoology	32	18	11	3	0	0
Total	705	140	345	104	67	33
Percentage		20%	50%	15%	10%	5%



5. Availability of suggestion boxes & mechanism for obtaining feedback is prevalent in the department

Department	Total No. of students	Excellent	Good	Satisfactory	Needs Improvement	Not applicable
Chemistry	41	6	34	1	0	0
Commerce	50	3	39	1	0	7
DLL	28	5	20	3	0	0
Economics	58	3	21	12	12	10
Education	110	11	51	13	24	11
Electronics	25	20	0	5	0	0
Geography	30	1	23	1	0	5
Geology	30	10	0	0	10	0
History	50	12	17	15	6	0
Human Genetics	5	0	2	3	0	0
ICCCR & HRM	25	0	9	9	1	0
Physical Education	28	8	8	10	2	0
Psychology	25	1	9	3	9	3
Punjabi	20	9	10	1	0	0
Sanskrit	18	6	6	3	3	0
School of Biotechnology	40	11	14	11	4	0
SHTM	14	3	8	3	0	0
MBA(HT)	22	9	6	6	1	0
The Business School	54	12	16	18	8	0
Zoology	32	8	19	5	0	0
Total	705	138	312	123	80	36
Percentage		20%	45%	18%	12%	5%

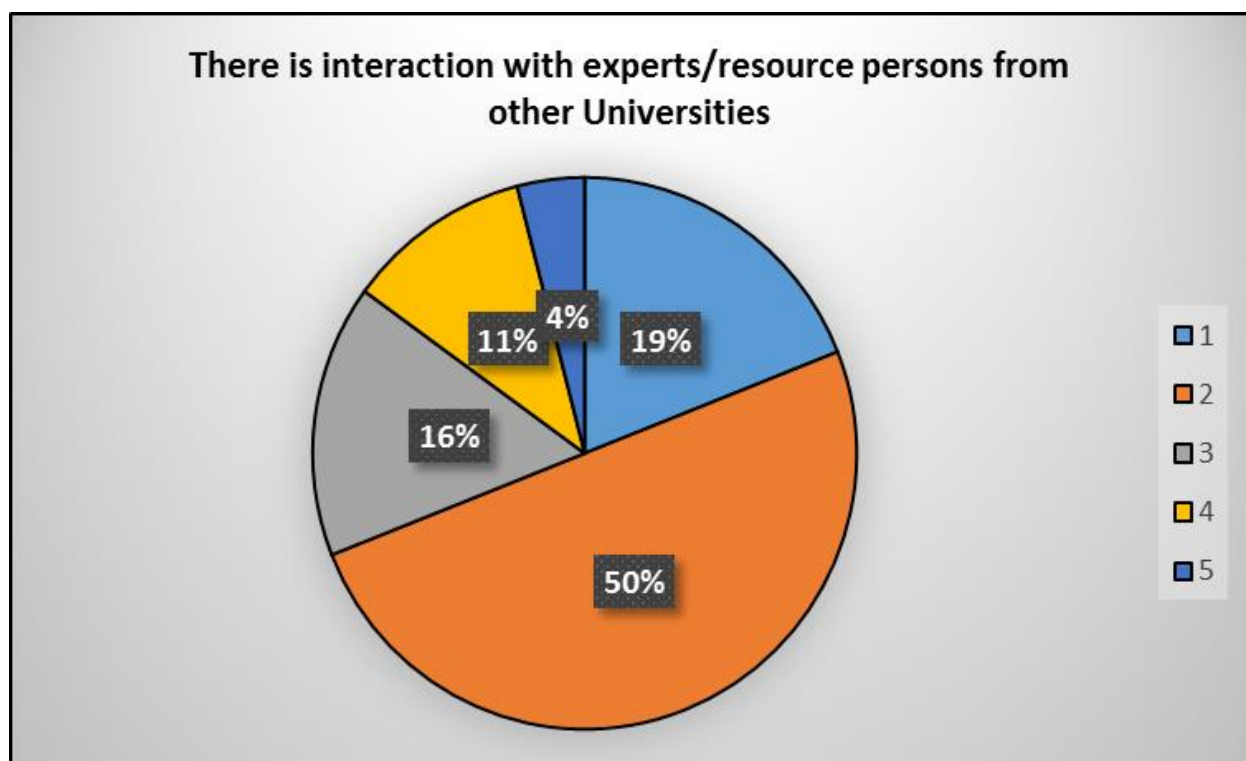
Availability of suggestion boxes & mechanism for obtaining feedback is prevalent in the department



6. There is interaction with experts/resource persons from other Universities

Department	Total No. of students	Excellent	Good	Satisfactory	Needs Improvement	Not applicable
Chemistry	41	6	32	2	1	0
Commerce	50	4	43	3	0	0
DLL	28	6	20	2	0	0
Economics	58	4	17	10	14	13
Education	110	16	65	6	16	7
Electronics	25	24	0	0	0	1
Geography	30	3	24	3	0	0
Geology	30	4	6	4	6	0
History	50	7	23	13	7	0
Human Genetics	5	0	2	1	2	0
ICCCR & HRM	25	3	6	10	0	0
Physical Education	28	3	11	6	8	0
Psychology	25	2	15	3	4	1
Punjabi	20	5	13	2	0	0
Sanskrit	18	1	11	6	0	0
School of Biotechnology	40	15	15	9	1	0
SHTM	14	1	8	5	0	0

Department	Total No. of students	Excellent	Good	Satisfactory	Needs Improvement	Not applicable
MBA(HT)	22	6	8	4	4	0
The Business School	54	8	21	15	10	0
Zoology	32	15	10	7	0	0
Total	705	133	350	111	73	22
Percentage		19%	50%	16%	11%	4%

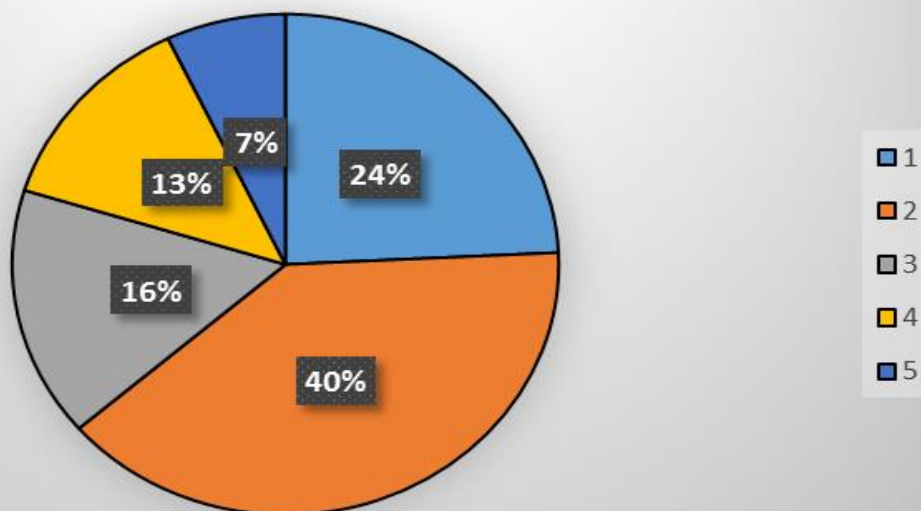


7. There is interaction with experts from the Industry/any other field other than Higher Education Institution

Department	Total No. of students	Excellent	Good	Satisfactory	Needs Improvement	Not applicable
Chemistry	41	7	27	4	3	0
Commerce	50	4	36	3	3	4
DLL	28	12	15	1	0	0
Economics	58	4	15	11	15	13
Education	110	7	42	20	26	15
Electronics	25	0	22	0	2	1
Geography	30	3	21	2	1	3

Department	Total No. of students	Excellent	Good	Satisfactory	Needs Improvement	Not applicable
Geology	30	1	9	2	8	0
History	50	22	13	12	3	0
Human Genetics	5	1	1	1	2	0
ICCCR & HRM	25	6	1	1	1	10
Physical Education	28	13	5	6	4	0
Psychology	25	6	8	5	4	2
Punjabi	20	8	9	3	0	0
Sanskrit	18	6	8	4	0	0
School of Biotechnology	40	11	10	8	11	0
SHTM	14	5	5	4	0	0
MBA(HT)	22	11	6	3	2	0
The Business School	54	24	12	11	7	0
Zoology	32	16	10	6	0	0
Total	705	167	275	107	92	48
Percentage		24%	39%	16%	13%	7%

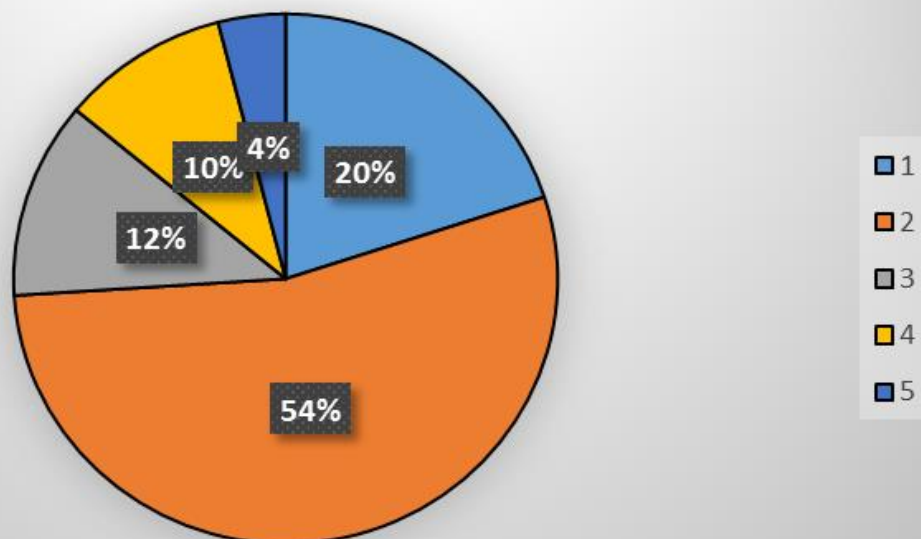
There is interaction with experts from the Industry/any other field other than Higher Education Institution



8. Activities other than academics (cultural, sports etc.) are actively held for the students

Department	Total No. of students	Excellent	Good	Satisfactory	Needs Improvement	Not applicable
Chemistry	41	9	31	0	0	1
Commerce	50	3	42	3	0	2
DLL	28	10	16	2	0	0
Economics	58	6	27	7	11	7
Education	110	13	54	10	20	13
Electronics	25	2	19	2	2	0
Geography	30	2	24	2	0	2
Geology	30	5	5	3	7	0
History	50	10	31	6	3	0
Human Genetics	5	2	2	0	1	0
ICCCR & HRM	25	7	2	10	0	0
Physical Education	28	7	16	3	2	0
Psychology	25	4	10	4	5	2
Punjabi	20	6	11	3	0	0
Sanskrit	18	4	8	3	3	0
School of Biotechnology	40	8	17	13	2	0
SHTM	14	5	6	1	2	0
MBA(HT)	22	6	14	1	1	0
The Business School	54	12	31	3	8	0
Zoology	32	16	13	3	0	0
Total	705	137	379	79	67	27
Percentage		20%	54%	12%	10%	4%

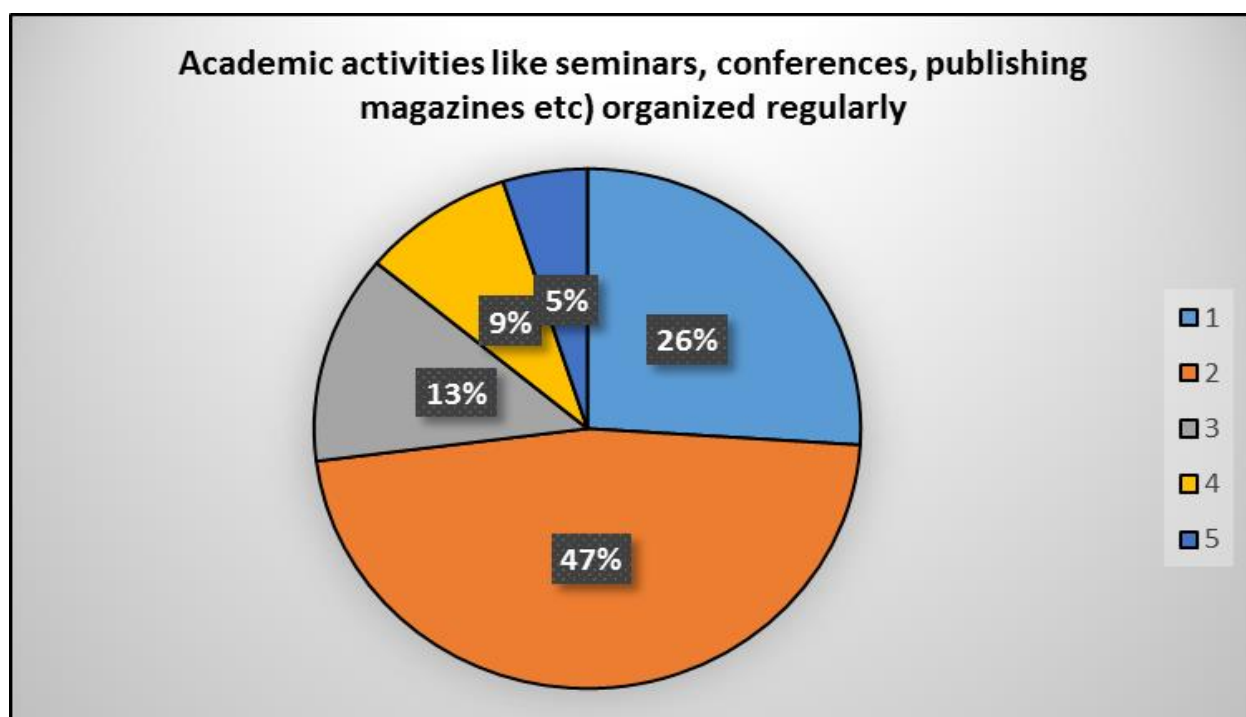
Activities other than academics (cultural, sports etc) are actively held for the students



9. Academic activities like seminars, conferences, publishing magazines etc) organized regularly

Department	Total No. of students	Excellent	Good	Satisfactory	Needs Improvement	Not applicable
Chemistry	41	10	26	1	3	1
Commerce	50	4	38	4	0	4
DLL	28	8	16	4	0	0
Economics	58	7	18	11	13	9
Education	110	18	66	5	12	9
Electronics	25	1	21	0	3	0
Geography	30	3	21	3	0	3
Geology	30	7	4	9	0	0
History	50	21	17	9	3	0
Human Genetics	5	1	2	1	1	0
ICCCR & HRM	25	9	1	1	1	7
Physical Education	28	11	10	4	3	0
Psychology	25	5	18	1	1	0
Punjabi	20	2	18	0	0	0
Sanskrit	18	5	6	5	2	0

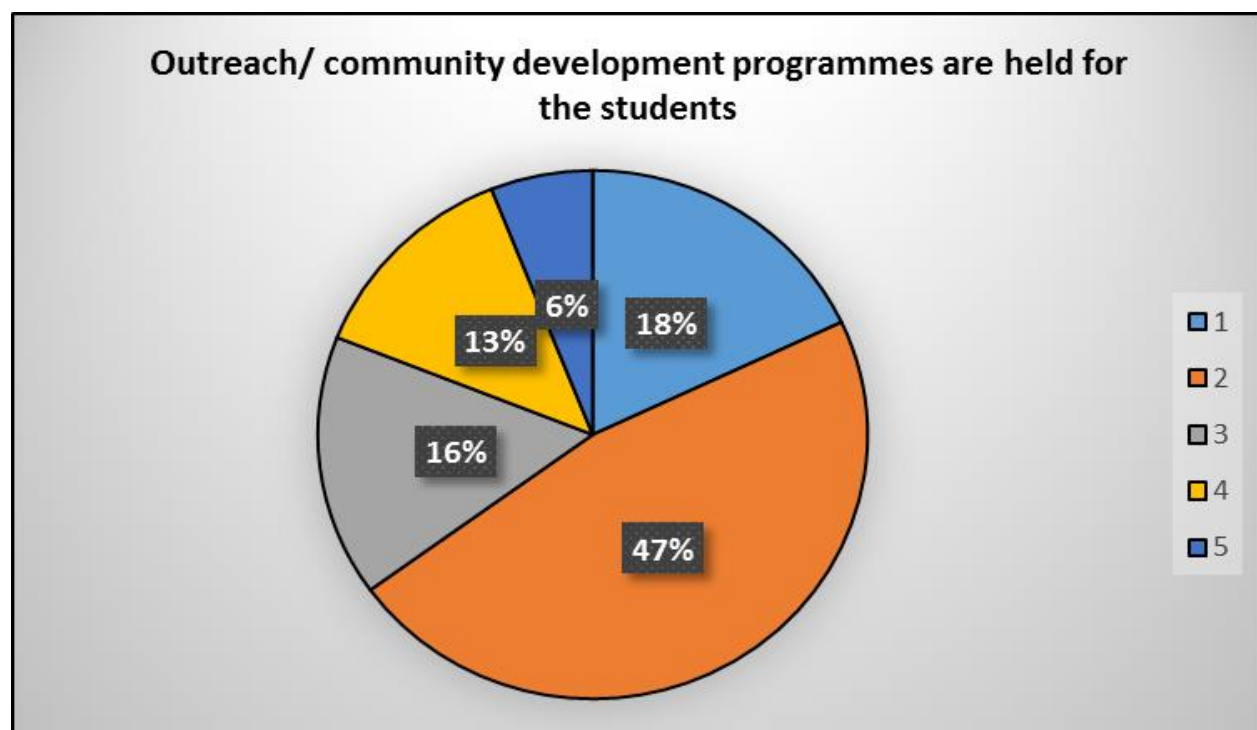
Department	Total No. of students	Excellent	Good	Satisfactory	Needs Improvement	Not applicable
School of Biotechnology	40	21	4	8	7	0
SHTM	14	5	6	3	0	0
MBA(HT)	22	8	10	3	1	0
The Business School	54	22	19	6	7	0
Zoology	32	14	9	9	0	0
Total	705	182	330	87	57	33
Percentage		26%	47%	13%	9%	5%



10. Outreach/ community development programmes are held for the students

Department	Total No. of students	Excellent	Good	Satisfactory	Needs Improvement	Not applicable
Chemistry	41	5	17	5	14	0
Commerce	50	5	40	0	0	5
DLL	28	8	17	3	0	0
Economics	58	7	16	15	9	11
Education	110	2	38	25	26	19
Electronics	25	2	14	5	2	2

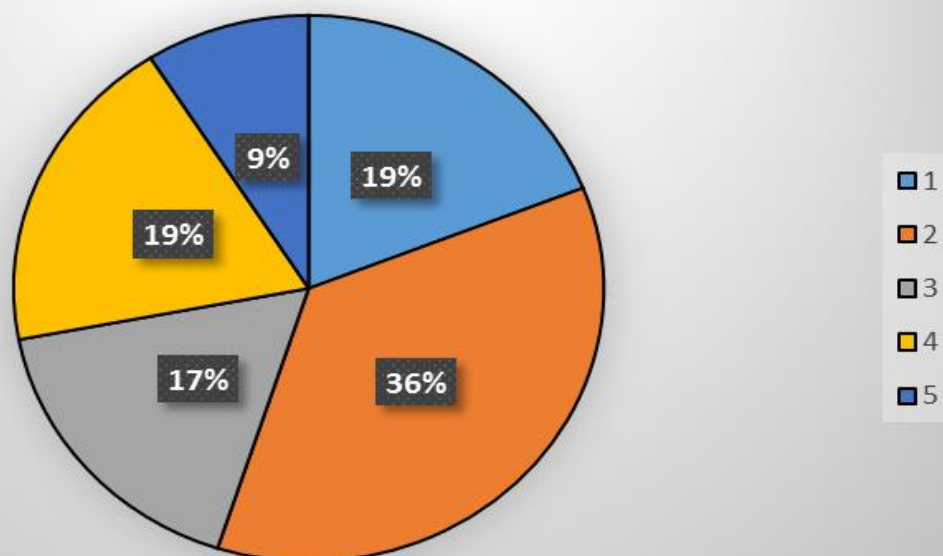
Department	Total No. of students	Excellent	Good	Satisfactory	Needs Improvement	Not applicable
Geography	30	4	23	0	0	3
Geology	30	9	5	6	0	0
History	50	12	29	7	2	0
Human Genetics	5	0	3	1	1	0
ICCCR & HRM	25	5	5	9	0	0
Physical Education	28	8	14	2	4	0
Psychology	25	1	9	7	7	1
Punjabi	20	1	11	5	3	0
Sanskrit	18	8	6	4	0	0
School of Biotechnology	40	10	14	6	10	0
SHTM	14	3	7	2	2	0
MBA(HT)	22	10	9	1	2	0
The Business School	54	14	31	5	4	0
Zoology	32	14	17	1	0	0
Total	705	128	325	109	86	41
Percentage		18%	47%	16%	13%	6%



11. The Department provides campus placement opportunities

Department	Total No. of students	Excellent	Good	Satisfactory	Needs Improvement	Not applicable
Chemistry	41	7	17	3	14	0
Commerce	50	3	39	1	0	7
DLL	28	4	18	4	2	0
Economics	58	7	14	8	16	13
Education	110	7	25	20	34	24
Electronics	25	0	16	2	4	3
Geography	30	0	23	2	0	5
Geology	30	10	2	5	3	0
History	50	16	13	13	8	0
Human Genetics	5	1	2	0	2	0
ICCCR & HRM	25	9	9	1	0	0
Physical Education	28	9	5	5	9	0
Psychology	25	0	2	12	5	6
Punjabi	20	7	11	2	0	0
Sanskrit	18	1	6	9	2	0
School of Biotechnology	40	11	15	6	8	0
SHTM	14	3	3	6	2	0
MBA(HT)	22	4	10	3	5	0
The Business School	54	15	15	9	15	0
Zoology	32	17	7	8	0	0
Total	705	131	252	119	129	58
Percentage		19%	36%	17%	19%	9%

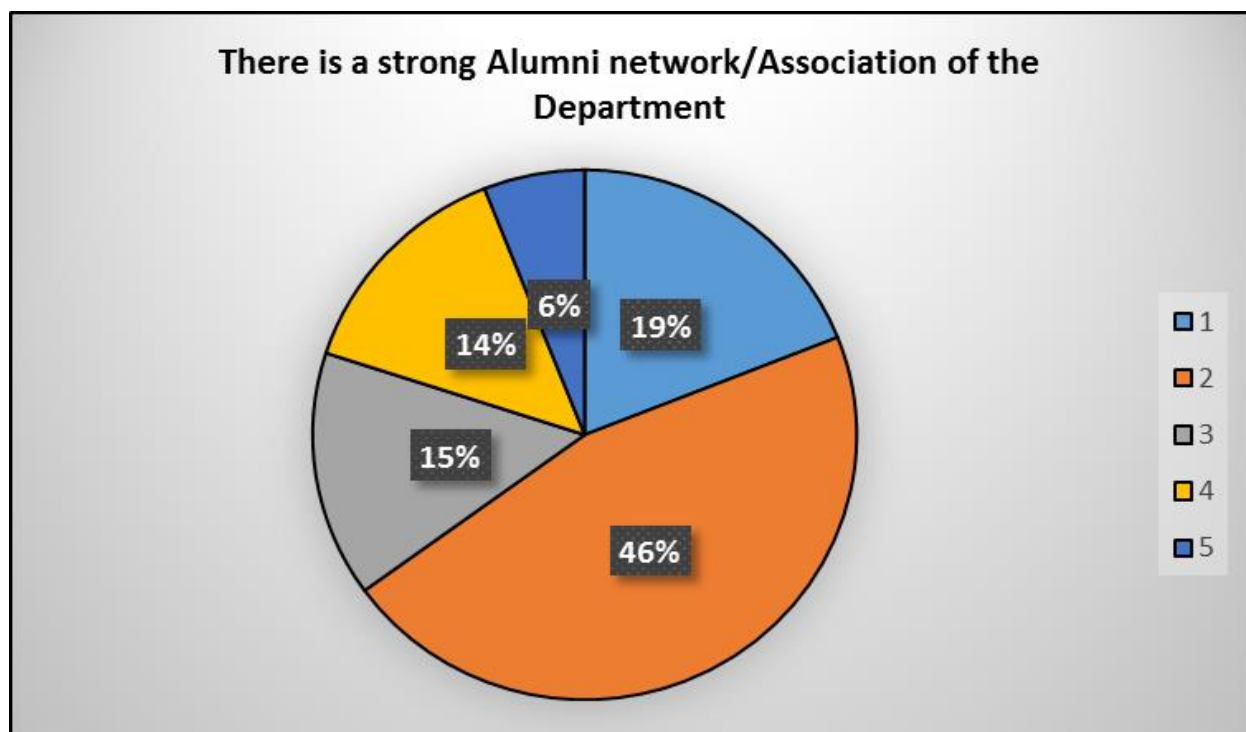
The Department provides campus placement opportunities



12. There is a strong Alumni network/Association of the Department

Department	Total No. of students	Excellent	Good	Satisfactory	Needs Improvement	Not applicable
Chemistry	41	9	21	5	6	0
Commerce	50	4	43	3	0	0
DLL	28	6	19	1	2	0
Economics	58	5	25	8	7	13
Education	110	8	47	17	24	14
Electronics	25	0	19	4	1	1
Geography	30	3	24	3	0	0
Geology	30	5	4	1	5	5
History	50	15	19	10	6	0
Human Genetics	5	2	1	0	2	0
ICCCR & HRM	25	8	2	4	5	0
Physical Education	28	7	12	3	6	0
Psychology	25	2	4	7	9	3
Punjabi	20	5	14	1	0	0
Sanskrit	18	2	9	7	0	0
School of Biotechnology	40	14	16	5	5	0
SHTM	14	3	9	2	0	0

Department	Total No. of students	Excellent	Good	Satisfactory	Needs Improvement	Not applicable
MBA(HT)	22	7	10	1	4	0
The Business School	54	17	19	6	12	0
Zoology	32	12	7	12	1	0
Total	705	134	324	100	95	36
Percentage		19%	46%	15%	14%	6%



TEACHERS FEEDBACK ON CURRICULAR ASPECTS

S.No.	Parameter	Excellent	Good	Satisfactory	Needs Improvement	Not Applicable
1.	The Institution helps me by organizing FDPs and course workshops in my subject					
2.	The Institution					

	provides funding for participation in National/International Conferences					
3.	The Institutions provides numerous research opportunities					
4.	The institution gives me freedom to use innovative methods for improved teaching/learning process					
5.	The curriculum places a strong emphasis on fostering holistic student development and strikes a balance between theoretical knowledge and practical skills					
6.	Overall my experience in the institution as a teacher					

1. The Institution helps me by organizing FDPs and course workshops in my subject

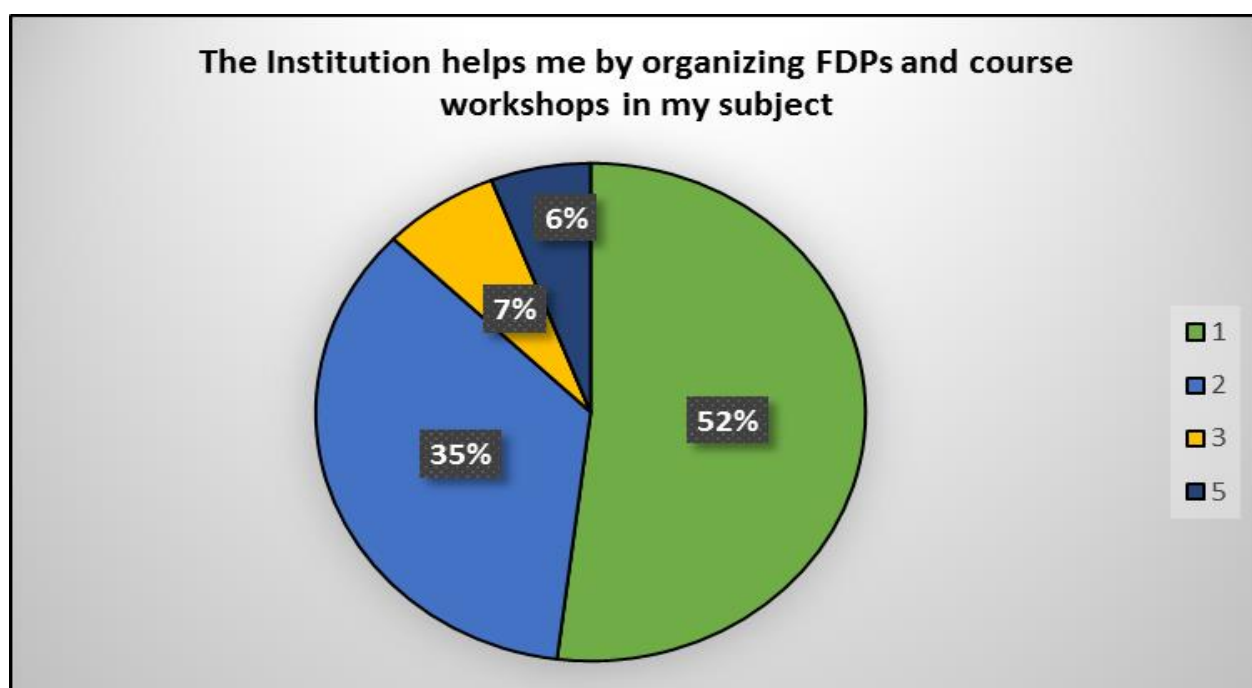
Name of the Faculty	Department	Excellent	Good	Satisfactory	Needs Improvement	Not applicable
Rockey Gupta	Electronics	1	0	0	0	0
Sumeet Kour	Commerce	1	0	0	0	0
Aftab Ahmad Mir	Computer science & it	0	0	0	0	1
Arvind	Law	1	0	0	0	0

Name of the Faculty	Department	Excellent	Good	Satisfactory	Needs Improvement	Not applicable
Ashwin Kumar Kushwaha	Library and information science	0	0	1	0	0
Baljeet Kour	Punjabi	1	0	0	0	0
Bijender Kumar Bajaj	Biotechnology	1	0	0	0	0
Deepika Slathia	Evs	1	0	0	0	0
Dr Deepti Abrol	Commerce	1	0	0	0	0
Dr Harleen	Commerce	1	0	0	0	0
Dr Madhulika Singh	History	1	0	0	0	0
Dr Monika Bhardwaj	The law school	0	1	0	0	0
Dr Rajesh Sharma	Buddhist studies	1	0	0	0	0
Dr Sarbjeet Kour	Zoology	1	0	0	0	0
Dr Shallu Sehgal	Economics	1	0	0	0	0
Dr. Bachitter Singh	Sociology	0	1	0	0	0
Dr. Farah S Choudhary	Tbs	1	0	0	0	0
Dr. Satyapriya Arya	Sanskrit	1	0	0	0	0
Dr. Sushain Raina	Philosophy	0	0	0	0	1
Dr. Suvidha Khanna	Shtm	0	1	0	0	0
Dr. Bindu Sangra	The law school	0	1	0	0	0
Dr. Parshotam Kumar	Hindi	1	0	0	0	0
Dr. Priyanka Arya	Sanskrit	1	0	0	0	0
Garima Gupta	English	1	0	0	0	0
Geeta	Botany	1	0	0	0	0
Gurjeet Kaur	Commerce	0	0	1	0	0

Name of the Faculty	Department	Excellent	Good	Satisfactory	Needs Improvement	Not applicable
Hardeep Chahal	Commerce	0	1	0	0	0
Harjinder Singh	Punjabi	1	0	0	0	0
Himani Sharma	Computer science and it	1	0	0	0	0
Isha Sharma	Icccr and hrm	1	0	0	0	0
Jarnail Singh Karwal	Sociology	0	1	0	0	0
Kuldeep Singh Charak	Mathematics	1	0	0	0	0
Manoj Bhatt	Economics	0	0	1	0	0
Meer Tufail Mohammad	Kashmiri	0	1	0	0	0
Megha Sharma	Sociology	0	1	0	0	0
Neeru Sharma	Home science	0	1	0	0	0
Neha Gupta	Icccr and hrm	1	0	0	0	0
Nitan Sharma	The law school	1	0	0	0	0
Pallavi Sachdeva	Lifelong learning	0	1	0	0	0
Pallvi Arora	Icccr and hrm	0	1	0	0	0
Parul Mahajan	Icccr & hrm	1	0	0	0	0
Piyush Malaviya	Environmental sciences	1	0	0	0	0
Prakash Chand	Economics	1	0	0	0	0
Pritam Singh	Punjabi	1	0	0	0	0
Priyanka Sharma	Lifelong learning	0	1	0	0	0
Prof Vishav Raksha	Sociology	1	0	0	0	0
Prof. Alka Sharma	Tbs	1	0	0	0	0
Prof. Rakesh Vaid	Electronics	1	0	0	0	0
Prof. Samridhi Arora	Home science	0	1	0	0	0

Name of the Faculty	Department	Excellent	Good	Satisfactory	Needs Improvement	Not applicable
Radha Devi Sharma	Dogri	0	1	0	0	0
Rakesh Kumar	Computer sc. & it	0	1	0	0	0
Ritika Bandhral	Computer science and it	0	1	0	0	0
Rizwana Kousar	Kashmiri	0	0	1	0	0
Robina Akther	Sociology department	0	1	0	0	0
Romesh Kumar	Mathematics	1	0	0	0	0
Ruchi Sharma	M.sc it	0	0	1	0	0
Rupa Mahajan	Commerce	1	0	0	0	0
Sadam Hussain Khan	Computer science and it	0	0	0	0	1
Sakshi	Computer science & it	0	1	0	0	0
Sameet Kumar	Computer science and it	0	0	0	0	1
Sandeep Dubey	Dogri	0	1	0	0	0
Sandeep Singh	Lifelong learning	0	1	0	0	0
Sarika Manhas	Home science	0	1	0	0	0
Seema Sharma	The Law School	1	0	0	0	0
Shivani Rana	Icccr and Hrm	0	1	0	0	0
Shubha Vats	The Law School	0	1	0	0	0
Sundeep Kumar Pandita	Geology	1	0	0	0	0
Sushanta Kumar Panda	Education	1	0	0	0	0
Swati Sharma	Icccr & Hrm	0	1	0	0	0
Tarsem Lal	Commerce	1	0	0	0	0

Name of the Faculty	Department	Excellent	Good	Satisfactory	Needs Improvement	Not applicable
Tirth Ram	Mathematics	1	0	0	0	0
Tirtharaj Bhoi	History	1	0	0	0	0
Varun	Geology	0	1	0	0	0
Veenu Kaul	Botany	0	1	0	0	0
Total: 74		39	26	5	0	4
Percentage		53%	36%	7%	0%	6%



2. The Institution provides funding for participation in National/International Conferences

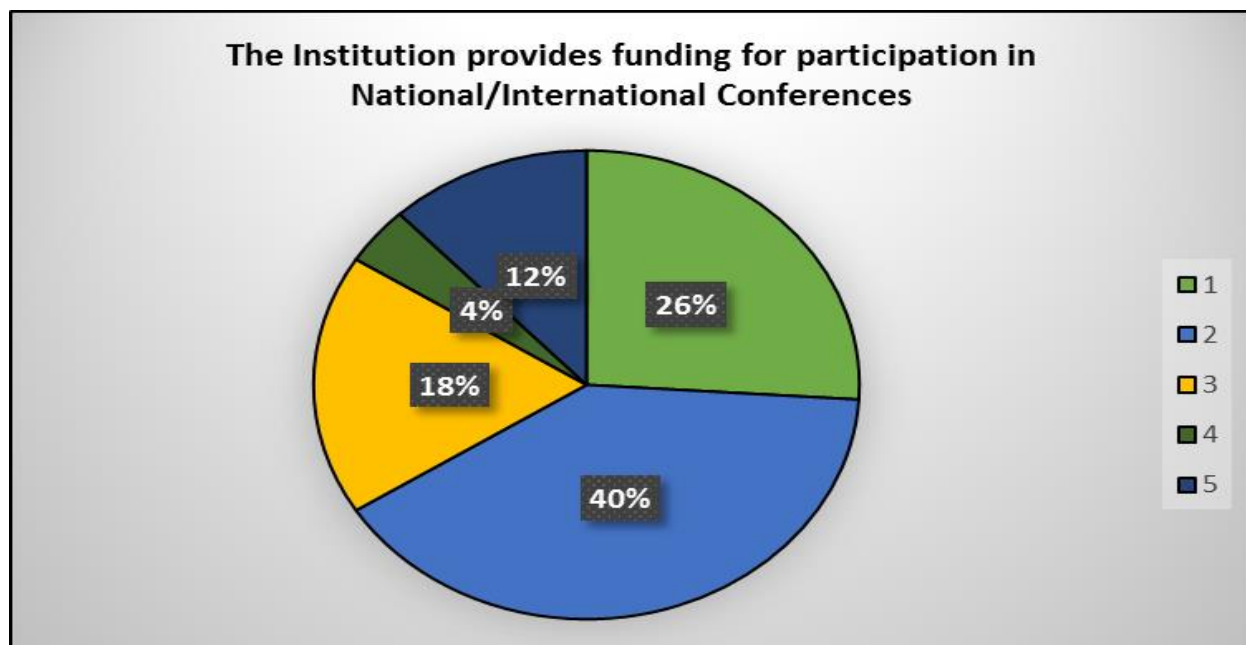
Name of the Faculty	Department	Excellent	Good	Satisfactory	Needs Improvement	Not applicable
Rockey Gupta	Electronics	0	1	0	0	0
Sumeet Kour	Commerce	0	1	0	0	0
Aftab Ahmad Mir	Computer Science & IT	0	0	0	0	1
Arvind	Law	0	1	0	0	0

Name of the Faculty	Department	Excellent	Good	Satisfactory	Needs Improvement	Not applicable
Ashwin Kumar Kushwaha	Library and Information Science	0	0	0	1	0
Baljeet Kour	Punjabi	1	0	0	0	0
Bijender Kumar Bajaj	Biotechnology	1	0	0	0	0
Deepika Slathia	Environmental Sciences	0	1	0	0	0
Dr Deepti Abrol	Commerce	0	1	0	0	0
Dr Harleen	Commerce	0	1	0	0	0
Dr Madhulika Singh	History	1	0	0	0	0
Dr Monika Bhardwaj	The Law School	0	0	1	0	0
Dr Rajesh Sharma	Buddhist Studies	1	0	0	0	0
Dr Sarbjeet Kour	Zoology	0	1	0	0	0
Dr Shallu Sehgal	Economics	0	1	0	0	0
Dr. Bachitter Singh	Sociology	0	0	1	0	0
Dr. Farah S Choudhary	TBS	1	0	0	0	0
Dr. Satyapriya Arya	Sanskrit	0	1	0	0	0
Dr. Sushain Raina	Philosophy	0	0	0	0	1
Dr. Suvidha Khanna	SHTM	0	1	0	0	0
Dr. Bindu Sangra	The Law School	0	0	1	0	0
Dr. Parshotam Kumar	Hindi	1	0	0	0	0
Dr. Priyanka Arya	Sanskrit	1	0	0	0	0
Garima Gupta	English	1	0	0	0	0
Geeta	Botany	1	0	0	0	0

Name of the Faculty	Department	Excellent	Good	Satisfactory	Needs Improvement	Not applicable
Gurjeet Kaur	Commerce	0	0	1	0	0
Hardeep Chahal	Commerce	0	1	0	0	0
Harjinder Singh	Punjabi	1	0	0	0	0
Himani Sharma	Computer science and IT	0	1	0	0	0
Isha Sharma	ICccR and HRM	0	0	1	0	0
Jarnail Singh Karwal	Sociology	0	0	1	0	0
Kuldeep Singh Charak	Mathematics	0	1	0	0	0
Manoj Bhatt	Economics	0	0	0	0	1
Meer Tufail Mohammad	Kashmiri	0	0	0	1	0
Megha Sharma	Sociology	0	1	0	0	0
Neeru Sharma	Home Science	0	1	0	0	0
Neha Gupta	ICccR and HRM	0	0	0	0	1
Nitan Sharma	The Law School	0	0	0	0	1
Pallavi Sachdeva	Lifelong Learning	0	1	0	0	0
Pallvi Arora	ICccR and HRM	0	1	0	0	0
Parul Mahajan	ICccR & HRM	1	0	0	0	0
Piyush Malaviya	Environmental Sciences	0	1	0	0	0
Prakash Chand	Economics	1	0	0	0	0
Pritam Singh	Punjabi	0	1	0	0	0
Priyanka Sharma	Lifelong Learning	0	0	1	0	0
Prof Vishav Raksha	Sociology	1	0	0	0	0
Prof. Alka Sharma	TBS	0	1	0	0	0
Prof.	Electronics	1	0	0	0	0

Name of the Faculty	Department	Excellent	Good	Satisfactory	Needs Improvement	Not applicable
Rakesh Vaid						
Prof. Samridhi Arora	Home Science	0	1	0	0	0
Radha Devi Sharma	Dogri	0	0	1	0	0
Rakesh Kumar	Computer Sc. & IT	0	0	1	0	0
Ritika Bandhral	Computer Science and IT	0	1	0	0	0
Rizwana Kousar	Kashmiri	0	0	0	0	1
Robina Akther	Sociology Department	0	1	0	0	0
Romesh Kumar	Mathematics	1	0	0	0	0
Ruchi Sharma	M.Sc IT	0	0	0	1	0
Rupa Mahajan	Commerce	0	1	0	0	0
Sadam Hussain Khan	Computer science and IT	0	0	0	0	1
Sakshi	Computer Science & IT	0	1	0	0	0
Sameet Kumar	Computer science and IT	0	0	0	0	1
Sandeep Dubey	Dogri	0	1	0	0	0
Sandeep Singh	Lifelong Learning	0	1	0	0	0
Sarika Manhas	Home Science	0	0	1	0	0
Seema Sharma	The Law School	0	1	0	0	0
Shivani Rana	ICccR and HRM	0	0	1	0	0
Shubha Vats	The law school	0	0	1	0	0
Sundeep Kumar Pandita	Geology	1	0	0	0	0
Sushanta	Education	1	0	0	0	0

Name of the Faculty	Department	Excellent	Good	Satisfactory	Needs Improvement	Not applicable
Kumar Panda						
Swati Sharma	ICCCR & HRM	0	0	0	0	1
Tarsem Lal	Commerce	1	0	0	0	0
Tirth Ram	Mathematics	1	0	0	0	0
Tirtharaj Bhoi	History	0	0	1	0	0
Varun	Geology	0	0	1	0	0
Veenu Kaul	Botany	0	1	0	0	0
Total: 74		19	29	14	3	9
Percentage		26%	40%	18%	4%	12%



3. The Institutions provides numerous research opportunities

Name of the Faculty	Department	Excellent	Good	Satisfactory	Needs Improvement	Not applicable
Rockey Gupta	Electronics	1	0	0	0	0
Sumeet Kour	Commerce	1	0	0	0	0
Aftab	Computer Science	0	0	0	0	1

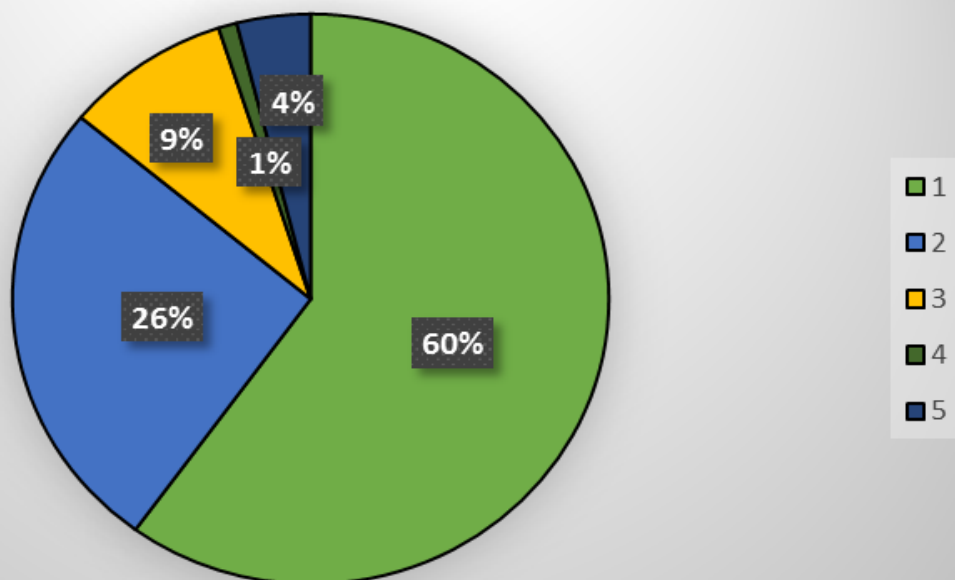
Name of the Faculty	Department	Excellent	Good	Satisfactory	Needs Improvement	Not applicable
Ahmad Mir	& IT					
Arvind	Law	1	0	0	0	0
Ashwin Kumar Kushwaha	Library and Information Science	0	1	0	0	0
Baljeet Kour	Punjabi	1	0	0	0	0
Bijender Kumar Bajaj	Biotechnology	1	0	0	0	0
Deepika Slathia	Environmental Sciences	0	1	0	0	0
Dr Deepti Abrol	Commerce	0	1	0	0	0
Dr Harleen	Commerce	1	0	0	0	0
Dr Madhulika Singh	History	1	0	0	0	0
Dr Monika Bhardwaj	The Law School	1	0	0	0	0
Dr Rajesh Sharma	Buddhist Studies	1	0	0	0	0
Dr Sarbjeet Kour	Zoology	1	0	0	0	0
Dr Shallu Sehgal	Economics	1	0	0	0	0
Dr. Bachitter Singh	Sociology	1	0	0	0	0
Dr. Farah S Choudhary	TBS	1	0	0	0	0
Dr. Satyapriya Arya	Sanskrit	1	0	0	0	0
Dr. Sushain Raina	Philosophy	0	0	0	0	1
Dr. Suvidha Khanna	SHTM	1	0	0	0	0
Dr. Bindu Sangra	The Law School	0	1	0	0	0
Dr.	Hindi	0	1	0	0	0

Name of the Faculty	Department	Excellent	Good	Satisfactory	Needs Improvement	Not applicable
Parshotam Kumar						
Dr.Priyanka Arya	Sanskrit	1	0	0	0	0
Garima Gupta	English	1	0	0	0	0
Geeta	Botany	1	0	0	0	0
Gurjeet Kaur	Commerce	0	0	1	0	0
Hardeep Chahal	Commerce	1	0	0	0	0
Harjinder Singh	Punjabi	1	0	0	0	0
Himani Sharma	Computer science and IT	1	0	0	0	0
Isha Sharma	ICccR and HRM	0	1	0	0	0
Jarnail Singh Karwal	Sociology	1	0	0	0	0
Kuldeep Singh Charak	Mathematics	1	0	0	0	0
Manoj Bhatt	Economics	0	0	1	0	0
Meer Tufail Mohammad	Kashmiri	0	0	0	1	0
Megha Sharma	Sociology	0	0	1	0	0
Neeru Sharma	Home Science	0	1	0	0	0
Neha Gupta	ICccR and HRM	0	1	0	0	0
Nitan Sharma	The Law School	1	0	0	0	0
Pallavi Sachdeva	Lifelong Learning	1	0	0	0	0
Pallvi Arora	ICccR and HRM	0	1	0	0	0
Parul Mahajan	ICccR & HRM	1	0	0	0	0
Piyush	Environmental	0	1	0	0	0

Name of the Faculty	Department	Excellent	Good	Satisfactory	Needs Improvement	Not applicable
Malaviya	Sciences					
Prakash Chand	Economics	1	0	0	0	0
Pritam Singh	Punjabi	1	0	0	0	0
Priyanka Sharma	Lifelong Learning	0	0	1	0	0
Prof Vishav Raksha	Sociology	1	0	0	0	0
Prof. Alka Sharma	TBS	1	0	0	0	0
Prof. Rakesh Vaid	Electronics	1	0	0	0	0
Prof. Samridhi Arora	Home Science	0	1	0	0	0
Radha Devi Sharma	Dogri	0	1	0	0	0
Rakesh Kumar	Computer Sc. & IT	0	1	0	0	0
Ritika Bandhral	Computer Science and IT	1	0	0	0	0
Rizwana Kousar	Kashmiri	0	0	0	0	1
Robina Akther	Sociology Department	1	0	0	0	0
Romesh Kumar	Mathematics	1	0	0	0	0
Ruchi Sharma	M.Sc IT	0	0	1	0	0
Rupa Mahajan	Commerce	0	1	0	0	0
Sadam Hussain Khan	Computer science and IT	1	0	0	0	0
Sakshi	Computer Science & IT	0	1	0	0	0
Sameet Kumar	Computer science and IT	1	0	0	0	0
Sandeep Dubey	Dogri	1	0	0	0	0

Name of the Faculty	Department	Excellent	Good	Satisfactory	Needs Improvement	Not applicable
Sandeep Singh	Lifelong Learning	0	1	0	0	0
Sarika Manhas	Home Science	0	1	0	0	0
Seema Sharma	The Law School	0	1	0	0	0
Shivani Rana	ICccR and HRM	1	0	0	0	0
Shubha Vats	The law school	0	1	0	0	0
Sundeep Kumar Pandita	Geology	1	0	0	0	0
Sushanta Kumar Panda	Education	1	0	0	0	0
Swati Sharma	ICCCR & HRM	0	1	0	0	0
Tarsem Lal	Commerce	1	0	0	0	0
Tirth Ram	Mathematics	1	0	0	0	0
Tirtharaj Bhoi	History	1	0	0	0	0
Varun	Geology	0	0	1	0	0
Veenu Kaul	Botany	1	0	0	0	0
Total: 74		44	20	6	1	3
Percentage		60%	26%	9%	1%	4%

The Institutions provides numerous research opportunities



4. The institution gives me freedom to use innovative methods for improved teaching/ learning process

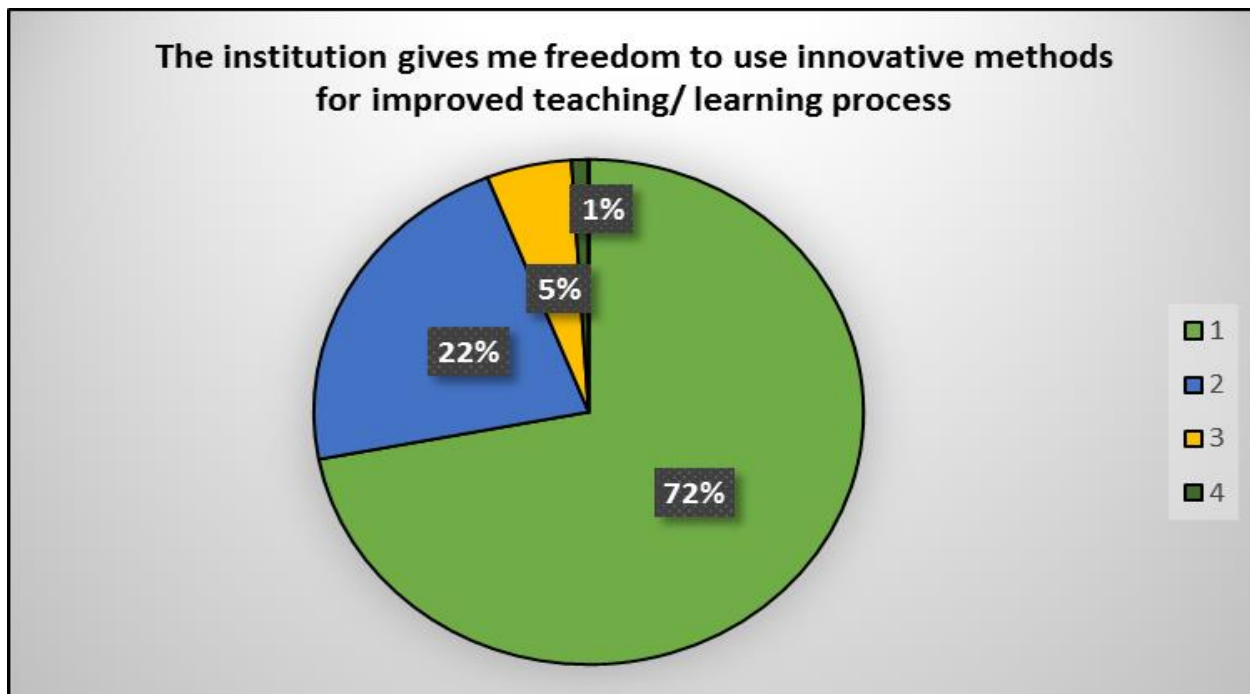
Name of the Faculty	Department	Excellent	Good	Satisfactory	Needs Improvement	Not applicable
Rockey Gupta	Electronics	1	0	0	0	0
Sumeet Kour	Commerce	1	0	0	0	0
Aftab Ahmad Mir	Computer Science & IT	0	1	0	0	0
Arvind	Law	1	0	0	0	0
Ashwin Kumar Kushwaha	Library and Information Science	1	0	0	0	0
Baljeet Kour	Punjabi	1	0	0	0	0
Bijender Kumar Bajaj	Biotechnology	1	0	0	0	0
Deepika Slathia	Environmental Sciences	1	0	0	0	0
Dr Deepti Abrol	Commerce	1	0	0	0	0
Dr Harleen	Commerce	1	0	0	0	0

Name of the Faculty	Department	Excellent	Good	Satisfactory	Needs Improvement	Not applicable
Dr Madhulika Singh	History	1	0	0	0	0
Dr Monika Bhardwaj	The Law School	1	0	0	0	0
Dr Rajesh Sharma	Buddhist Studies	1	0	0	0	0
Dr Sarbjeet Kour	Zoology	1	0	0	0	0
Dr Shallu Sehgal	Economics	1	0	0	0	0
Dr. Bachitter Singh	Sociology	0	1	0	0	0
Dr. Farah S Choudhary	TBS	1	0	0	0	0
Dr. Satyapriya Arya	Sanskrit	0	1	0	0	0
Dr. Sushain Raina	Philosophy	0	1	0	0	0
Dr. Suvidha Khanna	SHTM	1	0	0	0	0
Dr. Bindu Sangra	The Law School	0	1	0	0	0
Dr. Parshotam Kumar	Hindi	1	0	0	0	0
Dr. Priyanka Arya	Sanskrit	1	0	0	0	0
Garima Gupta	English	1	0	0	0	0
Geeta	Botany	1	0	0	0	0
Gurjeet Kaur	Commerce	0	0	0	1	0
Hardeep Chahal	Commerce	1	0	0	0	0
Harjinder Singh	Punjabi	1	0	0	0	0
Himani Sharma	Computer science and IT	1	0	0	0	0
Isha Sharma	ICccR and HRM	1	0	0	0	0
Jarnail Singh Karwal	Sociology	1	0	0	0	0

Name of the Faculty	Department	Excellent	Good	Satisfactory	Needs Improvement	Not applicable
Kuldeep Singh Charak	Mathematics	1	0	0	0	0
Manoj Bhatt	Economics	0	1	0	0	0
Meer Tufail Mohammad	Kashmiri	0	0	1	0	0
Megha Sharma	Sociology	1	0	0	0	0
Neeru Sharma	Home Science	0	1	0	0	0
Neha Gupta	ICccR and HRM	0	1	0	0	0
Nitan Sharma	The Law School	1	0	0	0	0
Pallavi Sachdeva	Lifelong Learning	1	0	0	0	0
Pallvi Arora	ICccR and HRM	0	1	0	0	0
Parul Mahajan	ICccR & HRM	1	0	0	0	0
Piyush Malaviya	Environmental Sciences	1	0	0	0	0
Prakash Chand	Economics	1	0	0	0	0
Pritam Singh	Punjabi	1	0	0	0	0
Priyanka Sharma	Lifelong Learning	0	1	0	0	0
Prof Vishav Raksha	Sociology	1	0	0	0	0
Prof. Alka Sharma	TBS	1	0	0	0	0
Prof. Rakesh Vaid	Electronics	1	0	0	0	0
Prof. Samridhi Arora	Home Science	1	0	0	0	0
Radha Devi Sharma	Dogri	1	0	0	0	0
Rakesh Kumar	Computer Sc. & IT	0	1	0	0	0
Ritika Bandhral	Computer Science and IT	1	0	0	0	0
Rizwana	Kashmiri	0	0	1	0	0

Name of the Faculty	Department	Excellent	Good	Satisfactory	Needs Improvement	Not applicable
Kousar						
Robina Akther	Sociology Department	1	0	0	0	0
Romesh Kumar	Mathematics	1	0	0	0	0
Ruchi Sharma	M.Sc IT	0	1	0	0	0
Rupa Mahajan	Commerce	1	0	0	0	0
Sadam Hussain Khan	Computer science and IT	1	0	0	0	0
Sakshi	Computer Science & IT	1	0	0	0	0
Sameet Kumar	Computer Science & IT	1	0	0	0	0
Sandeep Dubey	Dogri	1	0	0	0	0
Sandeep Singh	Lifelong Learning	0	0	1	0	0
Sarika Manhas	Home Science	0	1	0	0	0
Seema Sharma	The Law School	1	0	0	0	0
Shivani Rana	ICccR and HRM	1	0	0	0	0
Shubha Vats	The law school	0	1	0	0	0
Sundeep Kumar Pandita	Geology	1	0	0	0	0
Sushanta Kumar Panda	Education	1	0	0	0	0
Swati Sharma	ICCCR & HRM	0	1	0	0	0
Tarsem Lal	Commerce	1	0	0	0	0
Tirth Ram	Mathematics	1	0	0	0	0
Tirtharaj Bhoi	History	0	0	1	0	0
Varun	Geology	0	1	0	0	0
Veenu Kaul	Botany	1	0	0	0	0
Total: 74		53	16	4	1	0

Name of the Faculty	Department	Excellent	Good	Satisfactory	Needs Improvement	Not applicable
Percentage		72%	22%	5%	1%	0%



5. The curriculum places a strong emphasis on fostering holistic student development and strikes a balance between theoretical knowledge and practical skills

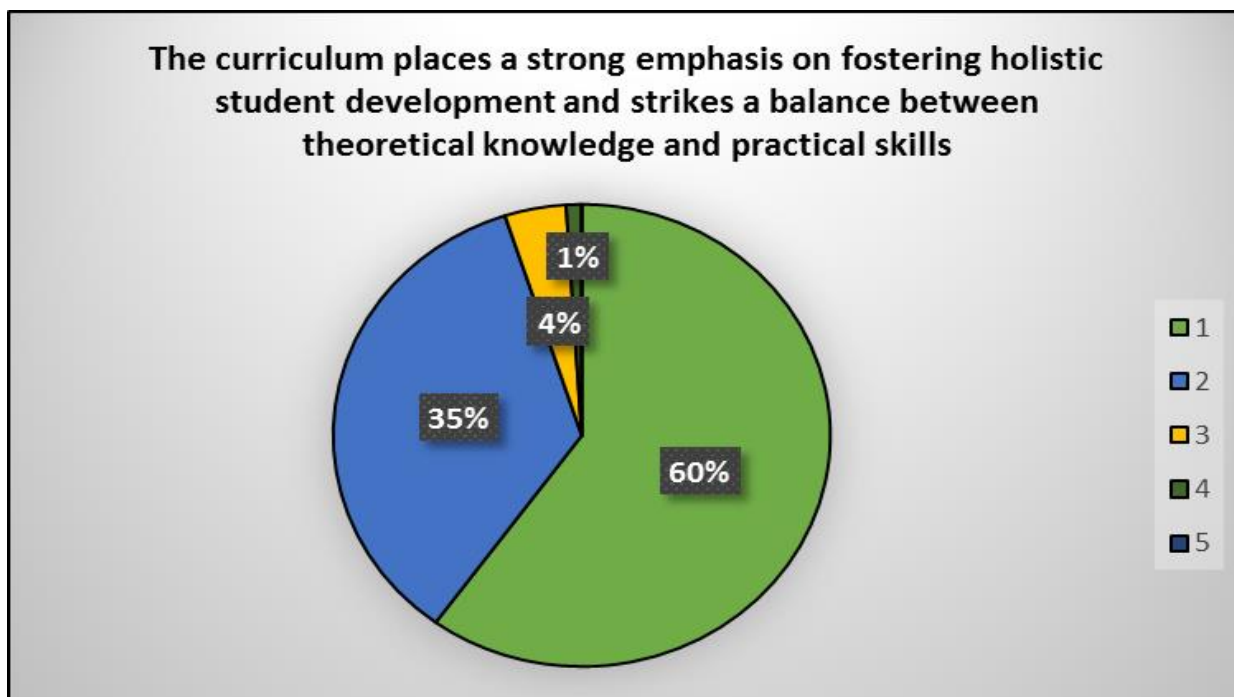
Name of the Faculty	Department	Excellent	Good	Satisfactory	Needs Improvement	Not applicable
Rockey Gupta	Electronics	0	1	0	0	0
Sumeet Kour	Commerce	1	0	0	0	0
Aftab Ahmad Mir	Computer Science & IT	1	0	0	0	0
Arvind	Law	1	0	0	0	0
Ashwin Kumar Kushwaha	Library and Information Science	0	1	0	0	0
Baljeet Kour	Punjabi	1	0	0	0	0
Bijender Kumar	Biotechnology	1	0	0	0	0

Name of the Faculty	Department	Excellent	Good	Satisfactory	Needs Improvement	Not applicable
Bajaj						
Deepika Slathia	Environmental Sciences	1	0	0	0	0
Dr Deepti Abrol	Commerce	1	0	0	0	0
Dr Harleen	Commerce	0	1	0	0	0
Dr Madhulika Singh	History	1	0	0	0	0
Dr Monika Bhardwaj	The Law School	0	1	0	0	0
Dr Rajesh Sharma	Buddhist Studies	1	0	0	0	0
Dr Sarbjeet Kour	Zoology	0	1	0	0	0
Dr Shallu Sehgal	Economics	0	1	0	0	0
Dr. Bachitter Singh	Sociology	0	1	0	0	0
Dr. Farah S Choudhary	TBS	1	0	0	0	0
Dr. Satyapriya Arya	Sanskrit	1	0	0	0	0
Dr. Sushain Raina	Philosophy	1	0	0	0	0
Dr. Suvidha Khanna	SHTM	1	0	0	0	0
Dr. Bindu Sangra	The Law School	0	1	0	0	0
Dr. Parshotam Kumar	Hindi	1	0	0	0	0
Dr. Priyanka Arya	Sanskrit	1	0	0	0	0
Garima Gupta	English	1	0	0	0	0
Geeta	Botany	0	1	0	0	0
Gurjeet Kaur	Commerce	0	1	0	0	0
Hardeep Chahal	Commerce	0	1	0	0	0

Name of the Faculty	Department	Excellent	Good	Satisfactory	Needs Improvement	Not applicable
Harjinder Singh	Punjabi	1	0	0	0	0
Himani Sharma	Computer science and IT	1	0	0	0	0
Isha Sharma	ICccR and HRM	1	0	0	0	0
Jarnail Singh Karwal	Sociology	0	1	0	0	0
Kuldeep Singh Charak	Mathematics	1	0	0	0	0
Manoj Bhatt	Economics	0	1	0	0	0
Meer Tufail Mohammad	Kashmiri	0	1	0	0	0
Megha Sharma	Sociology	0	1	0	0	0
Neeru Sharma	Home Science	1	0	0	0	0
Neha Gupta	ICccR and HRM	0	1	0	0	0
Nitan Sharma	The Law School	0	1	0	0	0
Pallavi Sachdeva	Lifelong Learning	1	0	0	0	0
Pallvi Arora	ICccR and HRM	0	1	0	0	0
Parul Mahajan	ICccR & HRM	1	0	0	0	0
Piyush Malaviya	Environmental Sciences	1	0	0	0	0
Prakash Chand	Economics	1	0	0	0	0
Pritam Singh	Punjabi	1	0	0	0	0
Priyanka Sharma	Lifelong Learning	0	1	0	0	0
Prof Vishav Raksha	Sociology	1	0	0	0	0
Prof. Alka Sharma	TBS	1	0	0	0	0

Name of the Faculty	Department	Excellent	Good	Satisfactory	Needs Improvement	Not applicable
Prof. Rakesh Vaid	Electronics	1	0	0	0	0
Prof. Samridhi Arora	Home Science	0	1	0	0	0
Radha Devi Sharma	Dogri	0	1	0	0	0
Rakesh Kumar	Computer Sc. & IT	0	1	0	0	0
Ritika Bandhral	Computer Science and IT	1	0	0	0	0
Rizwana Kousar	Kashmiri	0	0	1	0	0
Robina Akther	Sociology Department	1	0	0	0	0
Romesh Kumar	Mathematics	1	0	0	0	0
Ruchi Sharma	M.Sc IT	0	0	1	0	0
Rupa Mahajan	Commerce	1	0	0	0	0
Sadam Hussain Khan	Computer science and IT	1	0	0	0	0
Sakshi	Computer Science & IT	1	0	0	0	0
Sameet Kumar	Computer science and IT	1	0	0	0	0
Sandeep Dubey	Dogri	1	0	0	0	0
Sandeep Singh	Lifelong Learning	0	0	1	0	0
Sarika Manhas	Home Science	0	1	0	0	0
Seema Sharma	The Law School	1	0	0	0	0
Shivani Rana	ICccR and HRM	1	0	0	0	0
Shubha Vats	The law school	0	1	0	0	0
Sundeep Kumar Pandita	Geology	1	0	0	0	0

Name of the Faculty	Department	Excellent	Good	Satisfactory	Needs Improvement	Not applicable
Sushanta Kumar Panda	Education	1	0	0	0	0
Swati Sharma	ICCCR & HRM	0	1	0	0	0
Tarsem Lal	Commerce	1	0	0	0	0
Tirth Ram	Mathematics	1	0	0	0	0
Tirtharaj Bhoi	History	0	0	0	1	0
Varun	Geology	0	1	0	0	0
Veenu Kaul	Botany	1	0	0	0	0
Total: 74		44	26	3	1	0
Percentage		60%	35%	4%	1%	0%



6. Overall my experience in the institution as a teacher

Name of the Faculty	Department	Excellent	Good	Satisfactory	Needs Improvement	Not applicable
Rockey Gupta	Electronics	0	1	0	0	0

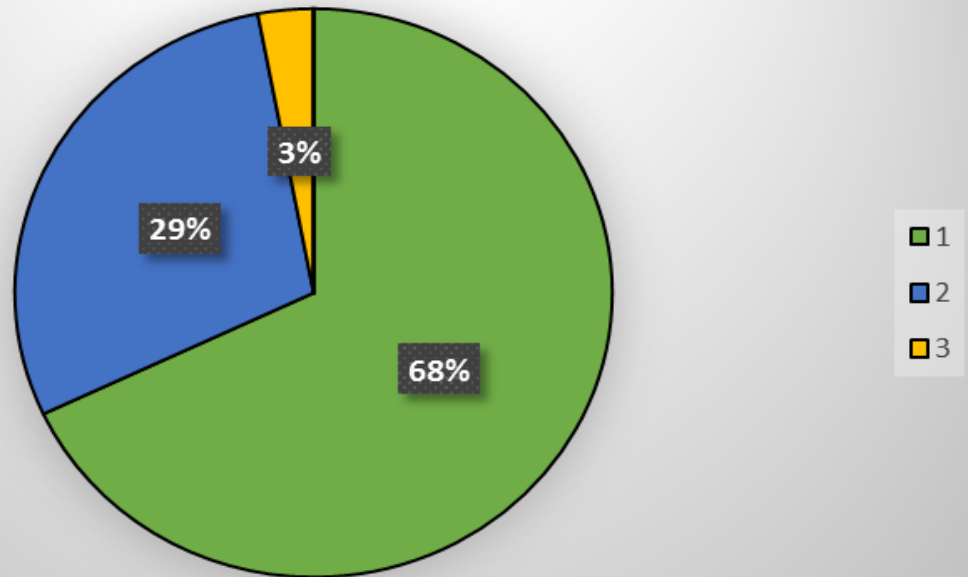
Name of the Faculty	Department	Excellent	Good	Satisfactory	Needs Improvement	Not applicable
Sumeet Kour	Commerce	1	0	0	0	0
Aftab Ahmad Mir	Computer Science & IT	1	0	0	0	0
Arvind	Law	1	0	0	0	0
Ashwin Kumar Kushwaha	Library and Information Science	0	1	0	0	0
Baljeet Kour	Punjabi	1	0	0	0	0
Bijender Kumar Bajaj	Biotechnology	1	0	0	0	0
Deepika Slathia	Environmental Sciences	1	0	0	0	0
Dr Deepti Abrol	Commerce	1	0	0	0	0
Dr Harleen	Commerce	1	0	0	0	0
Dr Madhulika Singh	History	1	0	0	0	0
Dr Monika Bhardwaj	The Law School	1	0	0	0	0
Dr Rajesh Sharma	Buddhist Studies	0	1	0	0	0
Dr Sarbjeet Kour	Zoology	1	0	0	0	0
Dr Shallu Sehgal	Economics	1	0	0	0	0
Dr. Bachitter Singh	Sociology	0	1	0	0	0
Dr. Farah S Choudhary	TBS	1	0	0	0	0
Dr. Satyapriya Arya	Sanskrit	1	0	0	0	0
Dr. Sushain Raina	Philosophy	1	0	0	0	0
Dr. Suvidha Khanna	SHTM	1	0	0	0	0
Dr. Bindu Sangra	The Law School	0	1	0	0	0

Name of the Faculty	Department	Excellent	Good	Satisfactory	Needs Improvement	Not applicable
Dr.Parshotam Kumar	Hindi	1	0	0	0	0
Dr.Priyanka Arya	Sanskrit	1	0	0	0	0
Garima Gupta	English	1	0	0	0	0
Geeta	Botany	1	0	0	0	0
Gurjeet Kaur	Commerce	0	1	0	0	0
Hardeep Chahal	Commerce	0	1	0	0	0
Harjinder Singh	Punjabi	1	0	0	0	0
Himani Sharma	Computer science and IT	0	1	0	0	0
Isha Sharma	ICccR and HRM	1	0	0	0	0
Jarnail Singh Karwal	Sociology	1	0	0	0	0
Kuldeep Singh Charak	Mathematics	1	0	0	0	0
Manoj Bhatt	Economics	0	1	0	0	0
Meer Tufail Mohammad	Kashmiri	0	1	0	0	0
Megha Sharma	Sociology	0	1	0	0	0
Neeru Sharma	Home Science	0	1	0	0	0
Neha Gupta	ICccR and HRM	0	1	0	0	0
Nitan Sharma	The Law School	1	0	0	0	0
Pallavi Sachdeva	Lifelong Learning	1	0	0	0	0
Pallvi Arora	ICccR and HRM	0	1	0	0	0
Parul Mahajan	ICccR & HRM	1	0	0	0	0
Piyush	Environmental	1	0	0	0	0

Name of the Faculty	Department	Excellent	Good	Satisfactory	Needs Improvement	Not applicable
Malaviya	Sciences					
Prakash Chand	Economics	1	0	0	0	0
Pritam Singh	Punjabi	1	0	0	0	0
Priyanka Sharma	Lifelong Learning	0	1	0	0	0
Prof Vishav Raksha	Sociology	1	0	0	0	0
Prof. Alka Sharma	TBS	1	0	0	0	0
Prof. Rakesh Vaid	Electronics	1	0	0	0	0
Prof. Samridhi Arora	Home Science	1	0	0	0	0
Radha Devi Sharma	Dogri	1	0	0	0	0
Rakesh Kumar	Computer Sc. & IT	0	1	0	0	0
Ritika Bandhral	Computer Science and IT	1	0	0	0	0
Rizwana Kousar	Kashmiri	0	1	0	0	0
Robina Akther	Sociology Department	1	0	0	0	0
Romesh Kumar	Mathematics	1	0	0	0	0
Ruchi Sharma	M.Sc IT	0	1	0	0	0
Rupa Mahajan	Commerce	1	0	0	0	0
Sadam Hussain Khan	Computer science and IT	1	0	0	0	0
Sakshi	Computer Science & IT	1	0	0	0	0
Sameet Kumar	Computer science and IT	1	0	0	0	0
Sandeep Dubey	Dogri	1	0	0	0	0
Sandeep Singh	Lifelong Learning	0	0	1	0	0

Name of the Faculty	Department	Excellent	Good	Satisfactory	Needs Improvement	Not applicable
Sarika Manhas	Home Science	0	1	0	0	0
Seema Sharma	The Law School	1	0	0	0	0
Shivani Rana	ICccR and HRM	1	0	0	0	0
Shubha Vats	The law school	0	1	0	0	0
Sundeeep Kumar Pandita	Geology	1	0	0	0	0
Sushanta Kumar Panda	Education	1	0	0	0	0
Swati Sharma	ICCCR & HRM	0	1	0	0	0
Tarsem Lal	Commerce	1	0	0	0	0
Tirth Ram	Mathematics	1	0	0	0	0
Tirtharaj Bhoi	History	0	1	0	0	0
Varun	Geology	0	0	1	0	0
Veenu Kaul	Botany	1	0	0	0	0
Total: 74		50	22	2	0	0
Percentage		68%	29%	3%	0%	0%

Overall my experience in the institution as a teacher



ALUMNI FEEDBACK ON ACADEMIC PROCESS AND CAREER AVENUES

S.No.	Parameter	Excellent	Good	Satisfactory	Needs Improvement	Not Applicable
1.	Quality of the Program					
2.	Course contents develop employability and entrepreneurial skills					
3.	Programme curriculum meets contemporary requirements					
4.	Curriculum stimulates innovative thinking					

5.	Teaching-Learning process to deliver the curriculum					
6.	Academic Infrastructure of the department (ICT,Library, Computer Lab etc.)					
7.	Curricular and co-curricular activities were well integrated into the curriculum					
8.	Course Contents helped in inculcation of moral values and ethics					

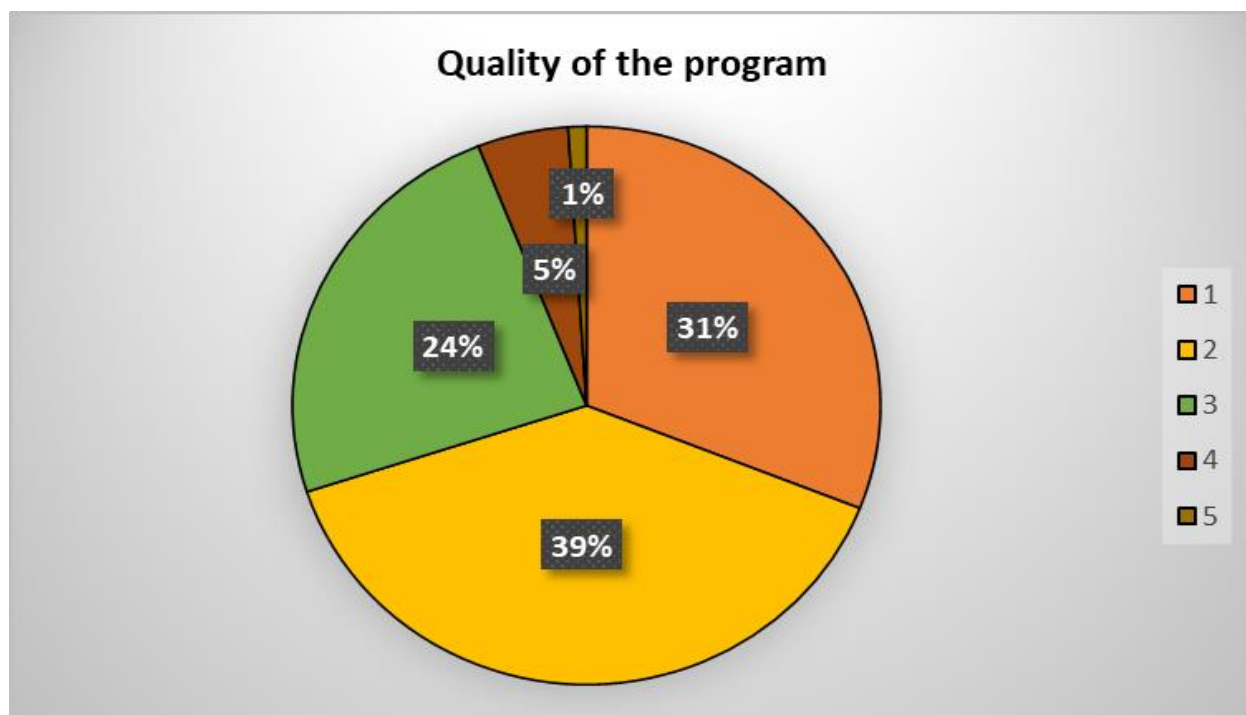
1. Quality of the Program

Name of the Student	Excellent	Good	Satisfactory	Needs Improvement	Not Applicable
Aarzo Kapahi	0	0	1	0	0
Aashima Gupta	0	1	0	0	0
Adhitya Khajuria	1	0	0	0	0
Adnan Javed Kichloo	1	0	0	0	0
Agam	0	1	0	0	0
Aiyushi Gupta	0	1	0	0	0
Ajay Kumar	0	0	0	1	0
Ajay Sharma	0	1	0	0	0
Ajeet Kumar	1	0	0	0	0
Akanksha Bargotra	0	0	0	1	0
Akshita Sharma	1	0	0	0	0
Alisha Oberoi	1	0	0	0	0
Ambika Gupta	0	1	0	0	0
Amisha Rajput	0	1	0	0	0
Amit Bajwa	1	0	0	0	0
Amit Kumar	0	1	0	0	0
Amtoz Kour	1	0	0	0	0
Anamika	1	0	0	0	0
Anamika Sharma	0	1	0	0	0

Name of the Student	Excellent	Good	Satisfactory	Needs Improvement	Not Applicable
Ananya Gupta	0	0	1	0	0
Ananya Sharma	0	1	0	0	0
Anil Bharti	1	0	0	0	0
Ankit Gupta	0	1	0	0	0
Ankita Mathavan	0	0	1	0	0
Ankush Pathania	1	0	0	0	0
Annie Mahajan	0	1	0	0	0
Anshika Kalothia	0	1	0	0	0
Anu Radha	0	1	0	0	0
Anurag Kumar Sinha	0	1	0	0	0
Apoorva Jamwal	0	1	0	0	0
Aqba Ferdouse	1	0	0	0	0
Archana Sharma	1	0	0	0	0
Arpana Thakur	1	0	0	0	0
Arshdeep Kour	1	0	0	0	0
Arshdeep Kour	1	0	0	0	0
Arshi Gupta	0	0	1	0	0
Arti Manhas	0	1	0	0	0
Arunima Khajuria	0	1	0	0	0
Ashish Raina	1	0	0	0	0
Ashwani Sharma	0	0	1	0	0
Atiyah Tabassum	0	1	0	0	0
Avishake Raina	0	0	1	0	0
Ayushi Mahajan	0	0	1	0	0
Ayushi Mehta	0	0	1	0	0
Ayushi Sharma	0	1	0	0	0
Ayushi Sharma	1	0	0	0	0
Baljeet Singh	0	0	1	0	0
Bhagya Laxmi	0	0	1	0	0
Bhavishya Rajput	1	0	0	0	0
Bhisham Singh Katoch	1	0	0	0	0
Bhoomika Jasrotia	0	1	0	0	0
Bhushan Sharma	1	0	0	0	0
Bidya Simron Behera	0	1	0	0	0
Bisma Habib	0	1	0	0	0
Chander Partap	1	0	0	0	0
Chinky	0	1	0	0	0
Dalip Kumar	1	0	0	0	0
Damini	0	1	0	0	0
Deeksha Khajuria	0	1	0	0	0
Deepika	0	1	0	0	0
Deepika Chib	1	0	0	0	0
Deepshikha Sharma	1	0	0	0	0

Name of the Student	Excellent	Good	Satisfactory	Needs Improvement	Not Applicable
Diksha Bharti	0	1	0	0	0
Diksha Kohli	0	0	1	0	0
Divum Singh	0	1	0	0	0
Hardeep Singh	1	0	0	0	0
Janvi Gupta	0	0	0	1	0
Kamini Kumar	0	0	1	0	0
Kavleen Kour	0	1	0	0	0
Komal Gupta	0	1	0	0	0
Kusam Sharma	0	1	0	0	0
Kusum Lata	0	1	0	0	0
Lovely Bala	1	0	0	0	0
Manisha Sharma	0	0	1	0	0
Manisha Sharma	0	0	1	0	0
Manu Rana	0	0	1	0	0
Mehak Mahajan	0	1	0	0	0
Mrinalika Charak	0	0	1	0	0
Namrata Arora	0	1	0	0	0
Navdeep Kaur	0	1	0	0	0
Neha Gupta	1	0	0	0	0
Neha Gupta	0	0	1	0	0
Palak Arora	1	0	0	0	0
Pallavi Sharma	1	0	0	0	0
Pavil	0	0	1	0	0
Priya Sangotra	0	0	1	0	0
Priyanka Sharma	1	0	0	0	0
Rabina Bibi	0	0	1	0	0
Rachita Gupta	1	0	0	0	0
Sabia Choudhary	0	0	1	0	0
Saloni Behal	0	0	0	1	0
Samridhi Sharma	0	1	0	0	0
Shagun Sethi	0	0	0	1	0
Shakshi Kachroo	0	1	0	0	0
Shaweta	1	0	0	0	0
Shivani Kumar	0	0	1	0	0
Shivani Sarngal	0	0	1	0	0
Shriya Sharma	1	0	0	0	0
Simriti Gupta	0	1	0	0	0
Sonia Manhas	0	0	0	0	1
Stuti Mishra	0	1	0	0	0
Sudesh Kumar	0	0	1	0	0
Tarsem Dogra	0	1	0	0	0
Tsering Chorol	0	0	1	0	0
Vaishnavi Koul	0	1	0	0	0

Name of the Student	Excellent	Good	Satisfactory	Needs Improvement	Not Applicable
Total Students	33	41	25	5	1
Percentage	31%	39%	24%	5%	1%



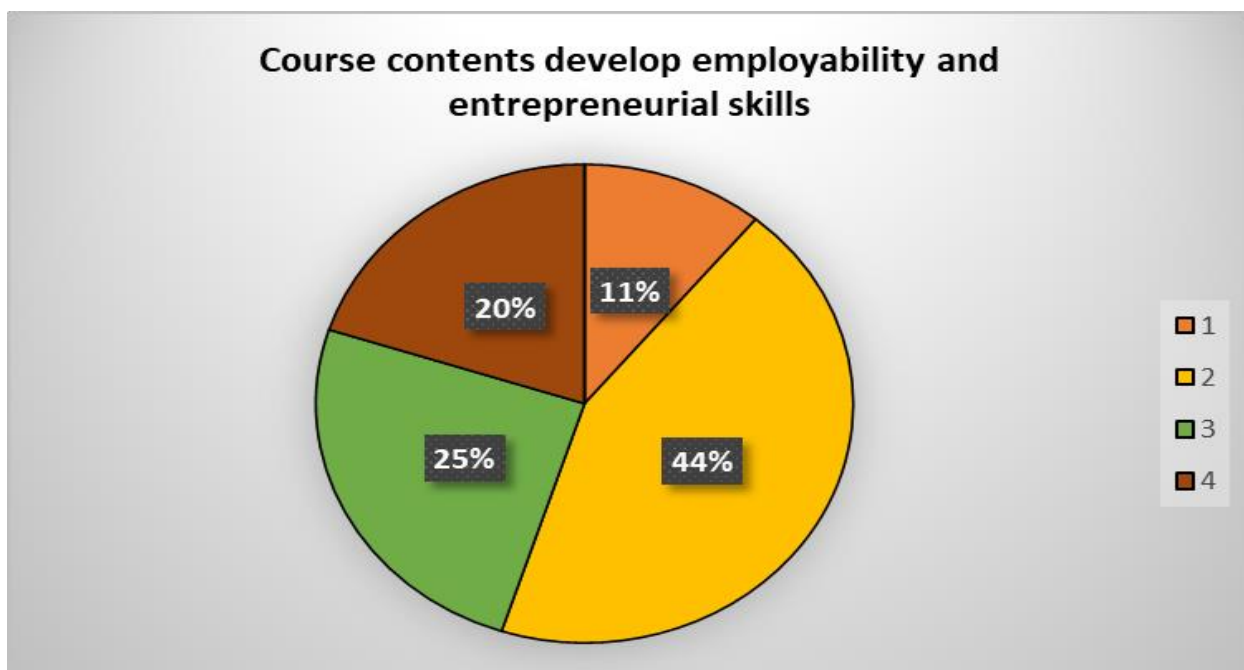
2. Course contents develop employability and entrepreneurial skills

Name of the Student	Excellent	Good	Satisfactory	Needs Improvement	Not Applicable
Aarzo Kapahi	0	0	0	1	0
Aashima Gupta	0	0	1	0	0
Adhitya Khajuria	0	1	0	0	0
Adnan Javed Kichloo	0	1	0	0	0
Agam	0	0	1	0	0
Aiyushi Gupta	0	1	0	0	0
Ajay Kumar	0	0	0	1	0
Ajay Sharma	0	1	0	0	0
Ajeet Kumar	1	0	0	0	0
Akanksha Bargotra	0	0	0	1	0
Akshita Sharma	1	0	0	0	0
Alisha Oberoi	1	0	0	0	0
Ambika Gupta	0	1	0	0	0
Amisha Rajput	0	0	1	0	0
Amit Bajwa	0	1	0	0	0
Amit Kumar	0	1	0	0	0

Name of the Student	Excellent	Good	Satisfactory	Needs Improvement	Not Applicable
Amtoz Kour	0	1	0	0	0
Anamika	0	0	1	0	0
Anamika Sharma	0	0	1	0	0
Ananya Gupta	0	0	0	1	0
Ananya Sharma	0	0	1	0	0
Anil Bharti	0	1	0	0	0
Ankit Gupta	0	1	0	0	0
Ankita Mathavan	0	0	0	1	0
Ankush Pathania	0	1	0	0	0
Annie Mahajan	0	1	0	0	0
Anshika Kalothia	0	0	0	1	0
Anu Radha	0	1	0	0	0
Anurag Kumar Sinha	1	0	0	0	0
Apoorva Jamwal	0	1	0	0	0
Aqba Ferdouse	0	1	0	0	0
Archana Sharma	1	0	0	0	0
Arpana Thakur	0	1	0	0	0
Arshdeep Kour	0	1	0	0	0
Arshdeep Kour	0	0	1	0	0
Arshi Gupta	0	0	0	1	0
Arti Manhas	0	1	0	0	0
Arunima Khajuria	0	1	0	0	0
Ashish Raina	0	1	0	0	0
Ashwani Sharma	0	0	0	1	0
Atiyah Tabassum	0	0	1	0	0
Avishake Raina	0	1	0	0	0
Ayushi Mahajan	0	0	1	0	0
Ayushi Mehta	0	1	0	0	0
Ayushi Sharma	0	1	0	0	0
Ayushi Sharma	0	1	0	0	0
Baljeet Singh	0	0	1	0	0
Bhagya Laxmi	0	0	1	0	0
Bhavishya Rajput	0	0	0	1	0
Bhisham Singh Katoch	1	0	0	0	0
Bhoomika Jasrotia	0	1	0	0	0
Bhushan Sharma	1	0	0	0	0
Bidya Simron Behera	0	1	0	0	0
Bisma Habib	0	0	1	0	0
Chander Partap	0	1	0	0	0
Chinky	0	1	0	0	0
Dalip Kumar	0	1	0	0	0
Damini	0	1	0	0	0
Deeksha Khajuria	0	1	0	0	0

Name of the Student	Excellent	Good	Satisfactory	Needs Improvement	Not Applicable
Deepika	0	0	1	0	0
Deepika Chib	0	0	1	0	0
Deepshikha Sharma	0	1	0	0	0
Diksha Bharti	0	1	0	0	0
Diksha Kohli	0	0	1	0	0
Divum Singh	0	1	0	0	0
Hardeep Singh	0	0	0	1	0
Janvi Gupta	0	0	0	1	0
Kamini Kumar	0	0	0	1	0
Kavleen Kour	0	1	0	0	0
Komal Gupta	0	1	0	0	0
Kusam Sharma	0	1	0	0	0
Kusum Lata	0	1	0	0	0
Lovely Bala	0	0	1	0	0
Manisha Sharma	0	1	0	0	0
Manisha Sharma	0	0	1	0	0
Manu Rana	0	0	1	0	0
Mehak Mahajan	0	0	1	0	0
Mrinalika Charak	0	0	1	0	0
Namrata Arora	0	0	0	1	0
Navdeep Kaur	0	1	0	0	0
Neha Gupta	1	0	0	0	0
Neha Gupta	0	0	0	1	0
Palak Arora	0	0	0	1	0
Pallavi Sharma	1	0	0	0	0
Pavil	0	0	1	0	0
Priya Sangotra	0	0	1	0	0
Priyanka Sharma	0	1	0	0	0
Rabina Bibi	0	0	0	1	0
Rachita Gupta	0	1	0	0	0
Sabia Choudhary	0	0	1	0	0
Saloni Behal	0	0	0	1	0
Samridhi Sharma	0	1	0	0	0
Shagun Sethi	0	0	0	1	0
Shakshi Kachroo	0	1	0	0	0
Shaweta	0	0	0	1	0
Shivani Kumar	0	1	0	0	0
Shivani Sarngal	0	0	1	0	0
Shriya Sharma	1	0	0	0	0
Simriti Gupta	1	0	0	0	0
Sonia Manhas	0	0	0	1	0
Stuti Mishra	0	0	1	0	0
Sudesh Kumar	0	0	0	1	0

Name of the Student	Excellent	Good	Satisfactory	Needs Improvement	Not Applicable
Tarsem Dogra	1	0	0	0	0
Tsering Chorol	0	1	0	0	0
Vaishnavi Koul	0	0	1	0	0
Total Students	12	46	26	21	0
Percentage	11%	44%	25%	20%	0%



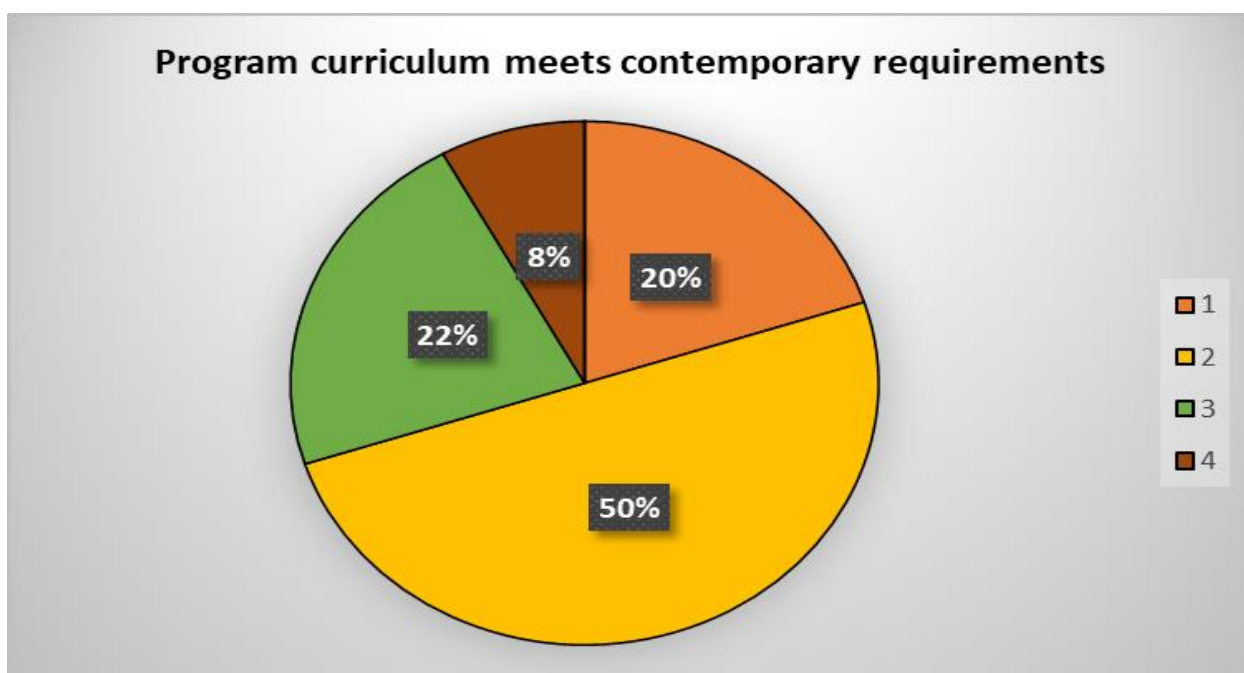
3. Programme curriculum meets contemporary requirements

Name of the Student	Excellent	Good	Satisfactory	Needs Improvement	Not Applicable
Aarzoo Kapahi	0	1	0	0	0
Aashima Gupta	0	0	1	0	0
Adhitya Khajuria	1	0	0	0	0
Adnan Javed Kichloo	0	1	0	0	0
Agam	0	0	0	1	0
Aiyushi Gupta	0	1	0	0	0
Ajay Kumar	0	0	0	1	0
Ajay Sharma	1	0	0	0	0
Ajeet Kumar	1	0	0	0	0
Akanksha Bargotra	0	0	0	1	0
Akshita Sharma	0	1	0	0	0
Alisha Oberoi	1	0	0	0	0
Ambika Gupta	0	1	0	0	0
Amisha Rajput	0	1	0	0	0

Name of the Student	Excellent	Good	Satisfactory	Needs Improvement	Not Applicable
Amit Bajwa	0	1	0	0	0
Amit Kumar	1	0	0	0	0
Amtoz Kour	0	1	0	0	0
Anamika	0	0	1	0	0
Anamika Sharma	0	1	0	0	0
Ananya Gupta	0	0	0	1	0
Ananya Sharma	0	1	0	0	0
Anil Bharti	1	0	0	0	0
Ankit Gupta	0	1	0	0	0
Ankita Mathavan	0	0	1	0	0
Ankush Pathania	0	1	0	0	0
Annie Mahajan	1	0	0	0	0
Anshika Kalothia	0	0	1	0	0
Anu Radha	0	1	0	0	0
Anurag Kumar Sinha	0	1	0	0	0
Apoorva Jamwal	0	1	0	0	0
Aqba Ferdouse	0	1	0	0	0
Archana Sharma	1	0	0	0	0
Arpana Thakur	0	1	0	0	0
Arshdeep Kour	0	1	0	0	0
Arshdeep Kour	0	1	0	0	0
Arshi Gupta	0	1	0	0	0
Arti Manhas	0	1	0	0	0
Arunima Khajuria	1	0	0	0	0
Ashish Raina	1	0	0	0	0
Ashwani Sharma	0	0	1	0	0
Atiyah Tabassum	0	0	1	0	0
Avishake Raina	0	1	0	0	0
Ayushi Mahajan	0	0	1	0	0
Ayushi Mehta	0	0	1	0	0
Ayushi Sharma	0	1	0	0	0
Ayushi Sharma	0	1		0	0
Baljeet Singh	0	0	1	0	0
Bhagya Laxmi	0	1	0	0	0
Bhavishya Rajput	0	0	1	0	0
Bhisham Singh Katoch	0	1	0	0	0
Bhoomika Jasrotia	0	1	0	0	0
Bhushan Sharma	1	0	0	0	0
Bidya Simron Behera	0	1	0	0	0
Bisma Habib	1	0	0	0	0
Chander Partap	0	1	0	0	0
Chinky	0	1	0	0	0
Dalip Kumar	0	1	0	0	0

Name of the Student	Excellent	Good	Satisfactory	Needs Improvement	Not Applicable
Damini	0	0	1	0	0
Deeksha Khajuria	0	1	0	0	0
Deepika	0	0	1	0	0
Deepika Chib	1	0	0	0	0
Deepshikha Sharma	0	1	0	0	0
Diksha Bharti	0	1	0	0	0
Diksha Kohli	0	1	0	0	0
Divum Singh	0	1	0	0	0
Hardeep Singh	0	0	1	0	0
Janvi Gupta	0	0	0	1	0
Kamini Kumar	0	1	0	0	0
Kavleen Kour	0	1	0	0	0
Komal Gupta	1	0	0	0	0
Kusam Sharma	0	1	0	0	0
Kusum Lata	0	0	1	0	0
Lovely Bala	1	0	0	0	0
Manisha Sharma	0	1	0	0	0
Manisha Sharma	0	1	0	0	0
Manu Rana	0	0	1	0	0
Mehak Mahajan	0	0	1	0	0
Mrinalika Charak	0	1	0	0	0
Namrata Arora	0	1	0	0	0
Navdeep Kaur	1	0	0	0	0
Neha Gupta	1	0	0	0	0
Neha Gupta	0	0	1	0	0
Palak Arora	0	1	0	0	0
Pallavi Sharma	1	0	0	0	0
Pavil	0	0	1	0	0
Priya Sangotra	0	0	1	0	0
Priyanka Sharma	0	1	0	0	0
Rabina Bibi	0	1	0	0	0
Rachita Gupta	0	1	0	0	0
Sabia Choudhary	0	0	0	1	0
Saloni Behal	0	0	0	1	0
Samridhi Sharma	0	1	0	0	0
Shagun Sethi	0	0	0	1	0
Shakshi Kachroo	0	1	0	0	0
Shaweta	0	1	0	0	0
Shivani Kumar	0	1	0	0	0
Shivani Sarngal	0	0	1	0	0
Shriya Sharma	1	0	0	0	0
Simriti Gupta	1	0	0	0	0
Sonia Manhas	0	0	1	0	0

Name of the Student	Excellent	Good	Satisfactory	Needs Improvement	Not Applicable
Stuti Mishra	0	1	0	0	0
Sudesh Kumar	0	1	0	0	0
Tarsem Dogra	1	0	0	0	0
Tsering Chorol	0	0	1	0	0
Vaishnavi Koul	0	0	1	0	0
Total Students	21	53	23	8	0
Percentage	20%	50%	22%	8%	0%



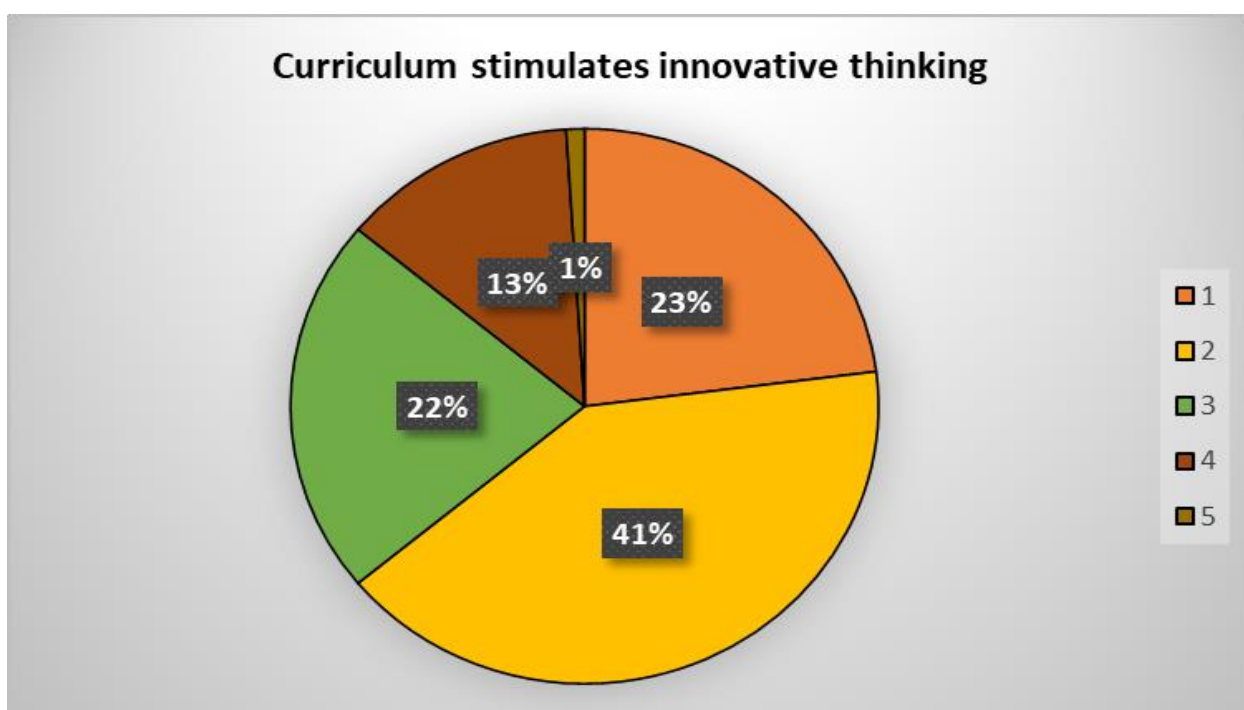
4. Curriculum stimulates innovative thinking

Name of the Student	Excellent	Good	Satisfactory	Needs Improvement	Not Applicable
Aarzo Kapahi	0	0	0	1	0
Aashima Gupta	0	1	0	0	0
Adhitya Khajuria	0	1	0	0	0
Adnan Javed Kichloo	1	0	0	0	0
Agam	0	0	0	1	0
Aiyushi Gupta	0	1	0	0	0
Ajay Kumar	0	0	1	0	0
Ajay Sharma	0	1	0	0	0
Ajeet Kumar	1	0	0	0	0
Akanksha Bargotra	0	0	0	1	0
Akshita Sharma	0	1	0	0	0
Alisha Oberoi	1	0	0	0	0

Name of the Student	Excellent	Good	Satisfactory	Needs Improvement	Not Applicable
Ambika Gupta	0	1	0	0	0
Amisha Rajput	0	1	0	0	0
Amit Bajwa	0	0	1	0	0
Amit Kumar	1	0	0	0	0
Amtoz Kour	0	1	0	0	0
Anamika	0	0	1	0	0
Anamika Sharma	0	0	1	0	0
Ananya Gupta	0	0	0	1	0
Ananya Sharma	0	1	0	0	0
Anil Bharti	1	0	0	0	0
Ankit Gupta	0	1	0	0	0
Ankita Mathavan	0	0	1	0	0
Ankush Pathania	0	0	1	0	0
Annie Mahajan	0	1	0	0	0
Anshika Kalothia	0	0	1	0	0
Anu Radha	0	1	0	0	0
Anurag Kumar Sinha	1	0	0	0	0
Apoorva Jamwal	0	1	0	0	0
Aqba Ferdouse	0	1	0	0	0
Archana Sharma	0	1	0	0	0
Arpana Thakur	0	1	0	0	0
Arshdeep Kour	0	0	1	0	0
Arshdeep Kour	0	0	1	0	0
Arshi Gupta	0	1	0	0	0
Arti Manhas	0	1	0	0	0
Arunima Khajuria	0	1	0	0	0
Ashish Raina	1	0	0	0	0
Ashwani Sharma	0	1	0	0	0
Atiyah Tabassum	0	0	1	0	0
Avishake Raina	0	1	0	0	0
Ayushi Mahajan	0	0	1	0	0
Ayushi Mehta	0	1	0	0	0
Ayushi Sharma	0	1	0	0	0
Ayushi Sharma	1	0	0	0	0
Baljeet Singh	1	0	0	0	0
Bhagya Laxmi	0	1	0	0	0
Bhavishya Rajput	0	0	1	0	0
Bhisham Singh Katoch	0	1	0	0	0
Bhoomika Jasrotia	0	0	1	0	0
Bhushan Sharma	1	0	0	0	0
Bidya Simron Behera	0	1	0	0	0
Bisma Habib	1	0	0	0	0
Chander Partap	0	1	0	0	0

Name of the Student	Excellent	Good	Satisfactory	Needs Improvement	Not Applicable
Chinky	0	1	0	0	0
Dalip Kumar	0	1	0	0	0
Damini	1	0	0	0	0
Deeksha Khajuria	0	1	0	0	0
Deepika	0	0	1	0	0
Deepika Chib	1	0	0	0	0
Deepshikha Sharma	0	0	1	0	0
Diksha Bharti	0	1	0	0	0
Diksha Kohli	0	1	0	0	0
Divum Singh	0	1	0	0	0
Hardeep Singh	0	0	0	1	0
Janvi Gupta	0	0	0	1	0
Kamini Kumar	1	0	0	0	0
Kavleen Kour	0	0	1	0	0
Komal Gupta	1	0	0	0	0
Kusam Sharma	0	1	0	0	0
Kusum Lata	1	0	0	0	0
Lovely Bala	1	0	0	0	0
Manisha Sharma	0	0	0	1	0
Manisha Sharma	0	0	1	0	0
Manu Rana	0	0	1	0	0
Mehak Mahajan	0	0	1	0	0
Mrinalika Charak	0	0	1	0	0
Namrata Arora	0	0	0	1	0
Navdeep Kaur	1	0	0	0	0
Neha Gupta	1	0	0	0	0
Neha Gupta	0	0	1	0	0
Palak Arora	0	1	0	0	0
Pallavi Sharma	1	0	0	0	0
Pavil	0	0	1	0	0
Priya Sangotra	0	0	0	0	1
Priyanka Sharma	0	1	0	0	0
Rabina Bibi	0	0	0	1	0
Rachita Gupta	0	1	0	0	0
Sabia Choudhary	0	0	0	1	0
Saloni Behal	0	0	0	1	0
Samridhi Sharma	0	1	0	0	0
Shagun Sethi	0	0	0	1	0
Shakshi Kachroo	0	1	0	0	0
Shaweta	0	1	0	0	0
Shivani Kumar	0	0	0	1	0
Shivani Sarngal	0	0	1	0	0
Shriya Sharma	1	0	0	0	0

Name of the Student	Excellent	Good	Satisfactory	Needs Improvement	Not Applicable
Simriti Gupta	1	0	0	0	0
Sonia Manhas	0	0	0	1	0
Stuti Mishra	0	1	0	0	0
Sudesh Kumar	1	0	0	0	0
Tarsem Dogra	1	0	0	0	0
Tsering Chorol	0	1	0	0	0
Vaishnavi Koul	0	1	0	0	0
Total Students	24	43	23	14	1
Percentage	23%	41%	22%	13%	1%



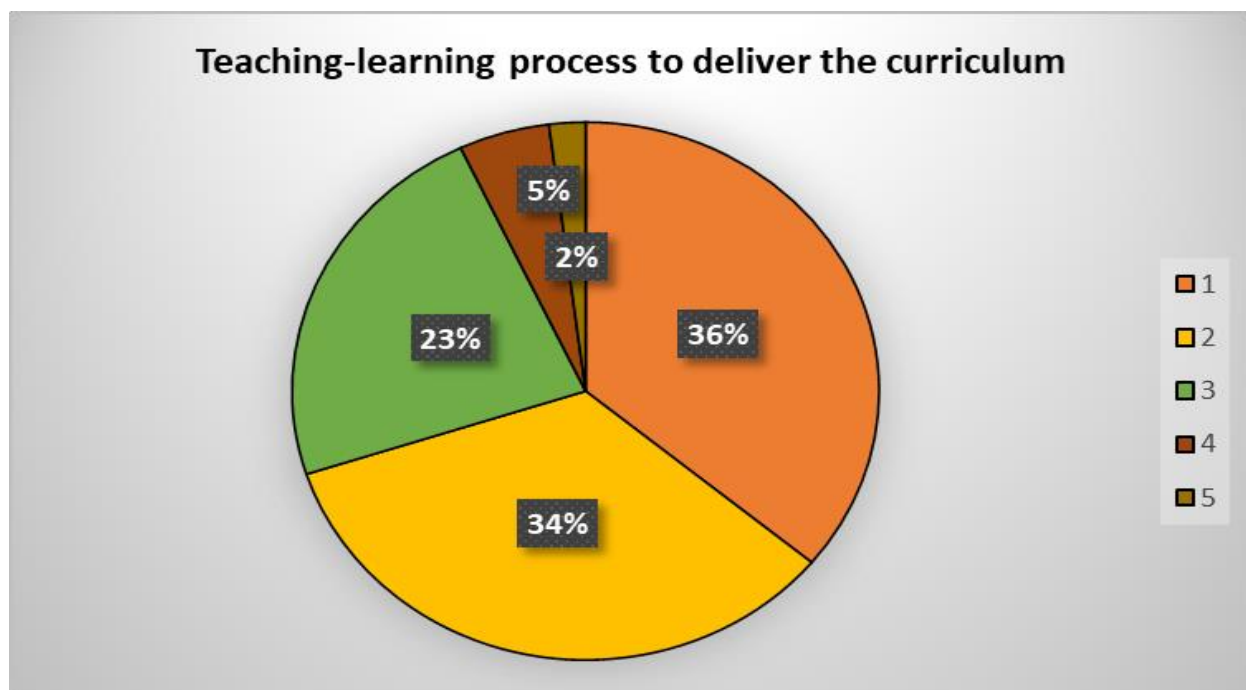
5. Teaching-Learning process to deliver the curriculum

Name of the Student	Excellent	Good	Satisfactory	Needs Improvement	Not Applicable
Aarzoo Kapahi	0	1	0	0	0
Aashima Gupta	0	1	0	0	0
Adhitya Khajuria	1	0	0	0	0
Adnan Javed Kichloo	1	0	0	0	0
Agam	0	0	1	0	0
Aiyushi Gupta	1	0	0	0	0
Ajay Kumar	0	1	0	0	0
Ajay Sharma	1	0	0	0	0

Name of the Student	Excellent	Good	Satisfactory	Needs Improvement	Not Applicable
Ajeet Kumar	1	0	0	0	0
Akanksha Bargotra	0	0	0	1	0
Akshita Sharma	1	0	0	0	0
Alisha Oberoi	1	0	0	0	0
Ambika Gupta	0	1	0	0	0
Amisha Rajput	0	1	0	0	0
Amit Bajwa	0	1	0	0	0
Amit Kumar	0	1	0	0	0
Amtoz Kour	1	0	0	0	0
Anamika	0	0	1	0	0
Anamika Sharma	0	0	1	0	0
Ananya Gupta	0	0	0	1	0
Ananya Sharma	0	1	0	0	0
Anil Bharti	1	0	0	0	0
Ankit Gupta	0	1	0	0	0
Ankita Mathavan	0	0	1	0	0
Ankush Pathania	0	1	0	0	0
Annie Mahajan	0	0	1	0	0
Anshika Kalothia	0	1	0	0	0
Anu Radha	0	1	0	0	0
Anurag Kumar Sinha	1	0	0	0	0
Apoorva Jamwal	0	0	1	0	0
Aqba Ferdouse	1	0	0	0	0
Archana Sharma	1	0	0	0	0
Arpana Thakur	0	1	0	0	0
Arshdeep Kour	1	0	0	0	0
Arshdeep Kour	0	1	0	0	0
Arshi Gupta	0	0	1	0	0
Arti Manhas	0	1	0	0	0
Arunima Khajuria	0	1	0	0	0
Ashish Raina	1	0	0	0	0
Ashwani Sharma	0	0	1	0	0
Atiyah Tabassum	0	0	1	0	0
Avishake Raina	0	0	1	0	0
Ayushi Mahajan	0	0	1	0	0
Ayushi Mehta	0	0	1	0	0
Ayushi Sharma	0	1	0	0	0
Ayushi Sharma	1	0	0	0	0
Baljeet Singh	1	0	0	0	0
Bhagya Laxmi	0	0	1	0	0
Bhavishya Rajput	0	0	1	0	0
Bhisham Singh Katoch	1	0	0	0	0
Bhoomika Jasrotia	1	0	0	0	0

Name of the Student	Excellent	Good	Satisfactory	Needs Improvement	Not Applicable
Bhushan Sharma	1	0	0	0	0
Bidya Simron Behera	0	1	0	0	0
Bisma Habib	1	0	0	0	0
Chander Partap	0	1	0	0	0
Chinky	1	0	0	0	0
Dalip Kumar	1	0	0	0	0
Damini	1	0	0	0	0
Deeksha Khajuria	0	1	0	0	0
Deepika	1	0	0	0	0
Deepika Chib	0	0	1	0	0
Deepshikha Sharma	0	1	0	0	0
Diksha Bharti	0	1	0	0	0
Diksha Kohli	0	0	1	0	0
Divum Singh	1	0	0	0	0
Hardeep Singh	0	0	1	0	0
Janvi Gupta	0	1	0	0	0
Kamini Kumar	1	0	0	0	0
Kavleen Kour	0	1	0	0	0
Komal Gupta	1	0	0	0	0
Kusam Sharma	0	1	0	0	0
Kusum Lata	0	1	0	0	0
Lovely Bala	0	0	1	0	0
Manisha Sharma	0	1	0	0	0
Manisha Sharma	0	1	0	0	0
Manu Rana	0	0	0	0	1
Mehak Mahajan	0	0	1	0	0
Mrinalika Charak	0	1	0	0	0
Namrata Arora	0	0	0	1	0
Navdeep Kaur	1	0	0	0	0
Neha Gupta	1	0	0	0	0
Neha Gupta	0	0	1	0	0
Palak Arora	1	0	0	0	0
Pallavi Sharma	1	0	0	0	0
Pavil	0	0	1	0	0
Priya Sangotra	0	0	0	0	1
Priyanka Sharma	0	1	0	0	0
Rabina Bibi	0	1	0	0	0
Rachita Gupta	0	1	0	0	0
Sabia Choudhary	0	0	0	1	0
Saloni Behal	0	0	0	1	0
Samridhi Sharma	0	1	0	0	0
Shagun Sethi	0	1	0	0	0
Shakshi Kachroo	0	1	0	0	0

Name of the Student	Excellent	Good	Satisfactory	Needs Improvement	Not Applicable
Shaweta	1	0	0	0	0
Shivani Kumar	0	1	0	0	0
Shivani Sarngal	0	0	1	0	0
Shriya Sharma	1	0	0	0	0
Simriti Gupta	1	0	0	0	0
Sonia Manhas	0	0	1	0	0
Stuti Mishra	1	0	0	0	0
Sudesh Kumar	1	0	0	0	0
Tarsem Dogra	1	0	0	0	0
Tsering Chorol	0	0	1	0	0
Vaishnavi Koul	1	0	0	0	0
Total Students	38	36	24	5	2
Percentage	36%	34%	23%	5%	2%



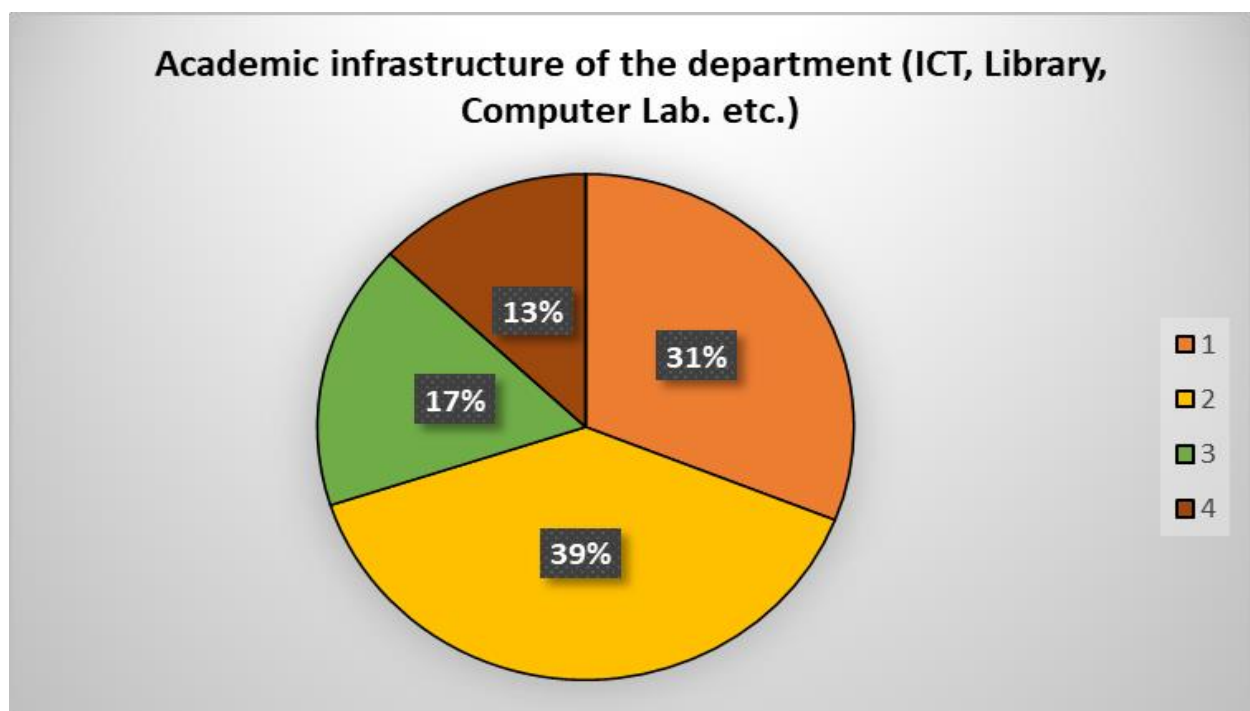
6. Academic Infrastructure of the department (ICT, Library, Computer Lab etc.)

Name of the Student	Excellent	Good	Satisfactory	Needs Improvement	Not Applicable
Aarzo Kapahi	1	0	0	0	0
Aashima Gupta	1	0	0	0	0
Adhitya Khajuria	1	0	0	0	0
Adnan Javed Kichloo	0	1	0	0	0
Agam	0	0	1	0	0
Aiyushi Gupta	0	1	0	0	0

Name of the Student	Excellent	Good	Satisfactory	Needs Improvement	Not Applicable
Ajay Kumar	1	0	0	0	0
Ajay Sharma	0	1	0	0	0
Ajeet Kumar	1	0	0	0	0
Akanksha Bargotra	0	1	0	0	0
Akshita Sharma	0	1	0	0	0
Alisha Oberoi	0	0	0	1	0
Ambika Gupta	0	1	0	0	0
Amisha Rajput	0	1	0	0	0
Amit Bajwa	0	1	0	0	0
Amit Kumar	0	1	0	0	0
Amtoz Kour	0	1	0	0	0
Anamika	0	0	1	0	0
Anamika Sharma	0	0	1	0	0
Ananya Gupta	0	1	0	0	0
Ananya Sharma	0	0	1	0	0
Anil Bharti	0	1	0	0	0
Ankit Gupta	0	0	0	1	0
Ankita Mathavan	0	0	0	1	0
Ankush Pathania	0	1	0	0	0
Annie Mahajan	0	0	1	0	0
Anshika Kalothia	0	1	0	0	0
Anu Radha	0	1	0	0	0
Anurag Kumar Sinha	0	1	0	0	0
Apoorva Jamwal	0	0	1	0	0
Aqba Ferdouse	1	0	0	0	0
Archana Sharma	1	0	0	0	0
Arpana Thakur	0	1	0	0	0
Arshdeep Kour	0	0	0	1	0
Arshdeep Kour	0	1	0	0	0
Arshi Gupta	0	0	0	1	0
Arti Manhas	0	1	0	0	0
Arunima Khajuria	0	1	0	0	0
Ashish Raina	1	0	0	0	0
Ashwani Sharma	0	0	1	0	0
Atiyah Tabassum	0	0	1	0	0
Avishake Raina	0	1	0	0	0
Ayushi Mahajan	1	0	0	0	0
Ayushi Mehta	1	0	0	0	0
Ayushi Sharma	0	1	0	0	0
Ayushi Sharma	0	1	0	0	0
Baljeet Singh	1	0	0	0	0
Bhagya Laxmi	0	1	0	0	0
Bhavishya Rajput	0	1	0	0	0

Name of the Student	Excellent	Good	Satisfactory	Needs Improvement	Not Applicable
Bhisham Singh Katoch	0	0	1	0	0
Bhoomika Jasrotia	1	0	0	0	0
Bhushan Sharma	1	0	0	0	0
Bidya Simron Behera	1	0	0	0	0
Bisma Habib	0	1	0	0	0
Chander Partap	1	0	0	0	0
Chinky	1	0	0	0	0
Dalip Kumar	0	1	0	0	0
Damini	0	0	1	0	0
Deeksha Khajuria	0	0	1	0	0
Deepika	1	0	0	0	0
Deepika Chib	0	1	0	0	0
Deepshikha Sharma	0	1	0	0	0
Diksha Bharti	0	1	0	0	0
Diksha Kohli	1	0	0	0	0
Divum Singh	1	0	0	0	0
Hardeep Singh	1	0	0	0	0
Janvi Gupta	0	1	0	0	0
Kamini Kumar	1	0	0	0	0
Kavleen Kour	0	0	0	1	0
Komal Gupta	0	0	1	0	0
Kusam Sharma	0	1	0	0	0
Kusum Lata	0	0	0	1	0
Lovely Bala	1	0	0	0	0
Manisha Sharma	0	1	0	0	0
Manisha Sharma	0	1	0	0	0
Manu Rana	0	1	0	0	0
Mehak Mahajan	0	1	0	0	0
Mrinalika Charak	0	0	1	0	0
Namrata Arora	1	0	0	0	0
Navdeep Kaur	0	0	0	1	0
Neha Gupta	0	0	1	0	0
Neha Gupta	1	0	0	0	0
Palak Arora	0	0	0	1	0
Pallavi Sharma	0	0	0	1	0
Pavil	0	0	0	1	0
Priya Sangotra	0	0	0	1	0
Priyanka Sharma	0	0	1	0	0
Rabina Bibi	1	0	0	0	0
Rachita Gupta	1	0	0	0	0
Sabia Choudhary	1	0	0	0	0
Saloni Behal	1	0	0	0	0
Samridhi Sharma	1	0	0	0	0

Name of the Student	Excellent	Good	Satisfactory	Needs Improvement	Not Applicable
Shagun Sethi	0	1	0	0	0
Shakshi Kachroo	0	1	0	0	0
Shaweta	0	1	0	0	0
Shivani Kumar	0	0	1	0	0
Shivani Sarngal	0	0	0	1	0
Shriya Sharma	0	0	1	0	0
Simriti Gupta	0	0	1	0	0
Sonia Manhas	0	1	0	0	0
Stuti Mishra	1	0	0	0	0
Sudesh Kumar	1	0	0	0	0
Tarsem Dogra	0	1	0	0	0
Tsering Chorol	1	0	0	0	0
Vaishnavi Koul	1	0	0	0	0
Total Students	33	41	18	13	0
Percentage	31%	39%	17%	13%	0%



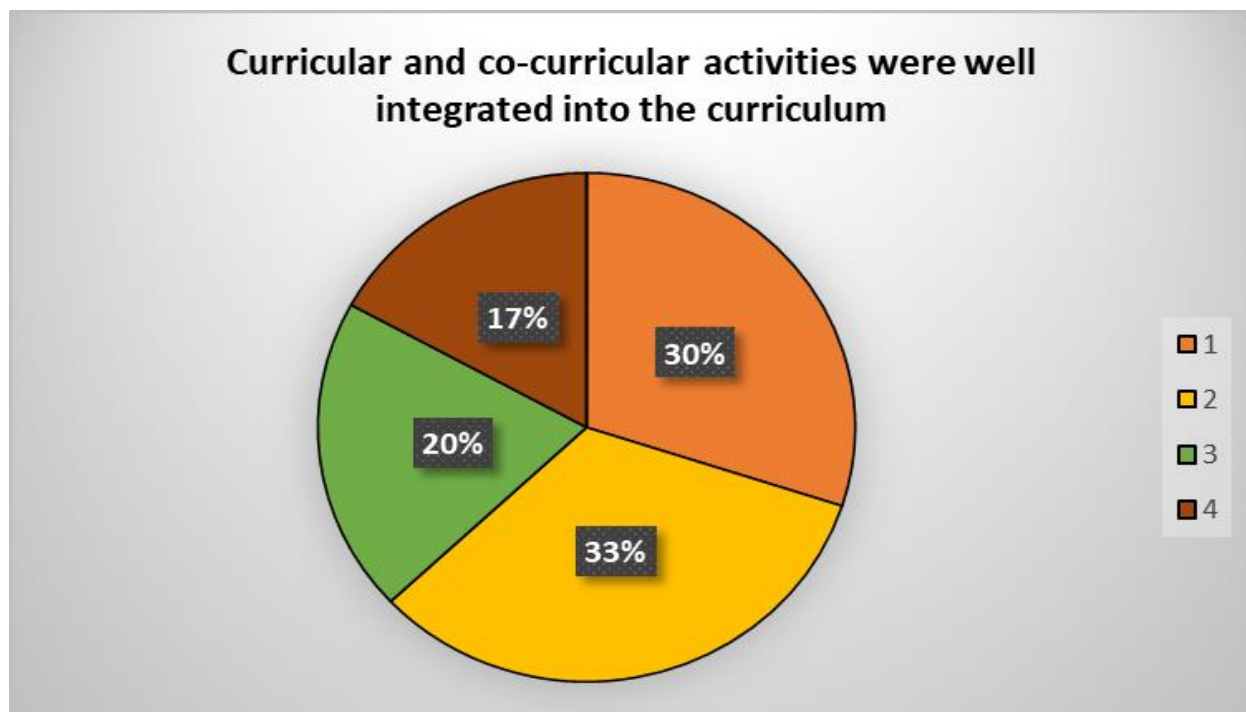
7. Curricular and co-curricular activities were well integrated into the curriculum

Name of the Student	Excellent	Good	Satisfactory	Needs Improvement	Not Applicable
Aarzo Kapahi	1	0	0	0	0
Aashima Gupta	1	0	0	0	0
Adhitya Khajuria	0	1	0	0	0

Name of the Student	Excellent	Good	Satisfactory	Needs Improvement	Not Applicable
Adnan Javed Kichloo	0	1	0	0	0
Agam	0	0	1	0	0
Aiyushi Gupta	0	0	1	0	0
Ajay Kumar	1	0	0	0	0
Ajay Sharma	0	1	0	0	0
Ajeet Kumar	1	0	0	0	0
Akanksha Bargotra	0	1	0	0	0
Akshita Sharma	0	1	0	0	0
Alisha Oberoi	0	0	0	1	0
Ambika Gupta	0	1	0	0	0
Amisha Rajput	0	1	0	0	0
Amit Bajwa	0	1	0	0	0
Amit Kumar	1	0	0	0	0
Amtoz Kour	0	1	0	0	0
Anamika	0	0	1	0	0
Anamika Sharma	0	0	1	0	0
Ananya Gupta	0	0	0	1	0
Ananya Sharma	0	0	0	1	0
Anil Bharti	1	0	0	0	0
Ankit Gupta	0	0	0	1	0
Ankita Mathavan	0	0	0	1	0
Ankush Pathania	0	1	0	0	0
Annie Mahajan	0	1	0	0	0
Anshika Kalothia	0	1	0	0	0
Anu Radha	0	1	0	0	0
Anurag Kumar Sinha	1	0	0	0	0
Apoorva Jamwal	0	1	0	0	0
Aqba Ferdouse	0	1	0	0	0
Archana Sharma	0	1	0	0	0
Arpana Thakur	0	1	0	0	0
Arshdeep Kour	0	0	1	0	0
Arshdeep Kour	0	0	0	1	0
Arshi Gupta	0	0	1	0	0
Arti Manhas	0	1	0	0	0
Arunima Khajuria	1	0	0	0	0
Ashish Raina	0	1	0	0	0
Ashwani Sharma	0	0	1	0	0
Atiyah Tabassum	0	1	0	0	0
Avishake Raina	0	1	0	0	0
Ayushi Mahajan	1	0	0	0	0
Ayushi Mehta	1	0	0	0	0
Ayushi Sharma	0	1	0	0	0
Ayushi Sharma	0	0	1	0	0

Name of the Student	Excellent	Good	Satisfactory	Needs Improvement	Not Applicable
Baljeet Singh	0	0	1	0	0
Bhagya Laxmi	0	0	0	1	0
Bhavishya Rajput	0	0	0	1	0
Bhisham Singh Katoch	0	1	0	0	0
Bhoomika Jasrotia	0	0	1	0	0
Bhushan Sharma	1	0	0	0	0
Bidya Simron Behera	1	0	0	0	0
Bisma Habib	0	0	0	1	0
Chander Partap	1	0	0	0	0
Chinky	0	1	0	0	0
Dalip Kumar	0	1	0	0	0
Damini	1	0	0	0	0
Deeksha Khajuria	0	0	1	0	0
Deepika	1	0	0	0	0
Deepika Chib	0	1	0	0	0
Deepshikha Sharma	0	1	0	0	0
Diksha Bharti	0	1	0	0	0
Diksha Kohli	1	0	0	0	0
Divum Singh	1	0	0	0	0
Hardeep Singh	0	0	1	0	0
Janvi Gupta	0	0	0	1	0
Kamini Kumar	1	0	0	0	0
Kavleen Kour	0	0	0	1	0
Komal Gupta	0	0	1	0	0
Kusam Sharma	0	1	0	0	0
Kusum Lata	0	0	0	1	0
Lovely Bala	1	0	0	0	0
Manisha Sharma	0	0	1	0	0
Manisha Sharma	0	1	0	0	0
Manu Rana	0	1	0	0	0
Mehak Mahajan	0	1	0	0	0
Mrinalika Charak	0	0	1	0	0
Namrata Arora	1	0	0	0	0
Navdeep Kaur	0	0	0	1	0
Neha Gupta	1	0	0	0	0
Neha Gupta	1	0	0	0	0
Palak Arora	0	0	0	1	0
Pallavi Sharma	0	0	0	1	0
Pavil	0	0	0	1	0
Priya Sangotra	0	0	0	1	0
Priyanka Sharma	0	0	1	0	0
Rabina Bibi	1	0	0	0	0
Rachita Gupta	1	0	0	0	0

Name of the Student	Excellent	Good	Satisfactory	Needs Improvement	Not Applicable
Sabia Choudhary	0	0	1	0	0
Saloni Behal	0	0	1	0	0
Samridhi Sharma	1	0	0	0	0
Shagun Sethi	0	1	0	0	0
Shakshi Kachroo	0	0	1	0	0
Shaweta	0	1	0	0	0
Shivani Kumar	1	0	0	0	0
Shivani Sarngal	0	0	0	1	0
Shriya Sharma	1	0	0	0	0
Simriti Gupta	1	0	0	0	0
Sonia Manhas	0	0	1	0	0
Stuti Mishra	1	0	0	0	0
Sudesh Kumar	0	0	1	0	0
Tarsem Dogra	0	1	0	0	0
Tsering Chorol	1	0	0	0	0
Vaishnavi Koul	1	0	0	0	0
Total Students	31	35	21	18	0
Percentage	30%	33%	20%	17%	0%



8. Course Contents helped in inculcation of moral values and ethics

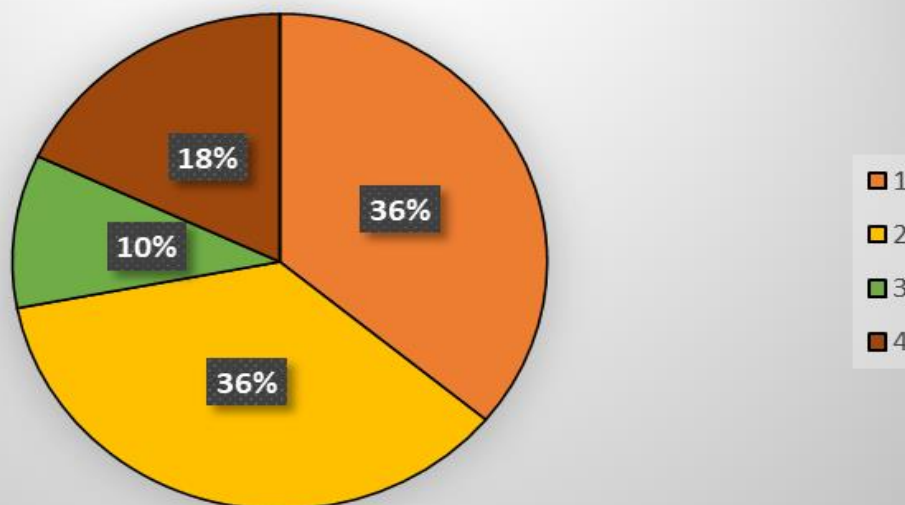
Name of the Student	Excellent	Good	Satisfactory	Needs Improvement	Not Applicable
---------------------	-----------	------	--------------	-------------------	----------------

Name of the Student	Excellent	Good	Satisfactory	Needs Improvement	Not Applicable
Aarzo Kapahi	1	0	0	0	0
Aashima Gupta	0	0	0	1	0
Adhitya Khajuria	1	0	0	0	0
Adnan Javed Kichloo	1	0	0	0	0
Agam	0	0	1	0	0
Aiyushi Gupta	0	1	0	0	0
Ajay Kumar	0	0	0	1	0
Ajay Sharma	1	0	0	0	0
Ajeet Kumar	1	0	0	0	0
Akanksha Bargoitra	0	1	0	0	0
Akshita Sharma	1	0	0	0	0
Alisha Oberoi	0	0	0	1	0
Ambika Gupta	0	1	0	0	0
Amisha Rajput	1	0	0	0	0
Amit Bajwa	1	0	0	0	0
Amit Kumar	1	0	0	0	0
Amtoz Kour	0	1	0	0	0
Anamika	0	0	1	0	0
Anamika Sharma	0	1	0	0	0
Ananya Gupta	0	0	0	1	0
Ananya Sharma	0	0	1	0	0
Anil Bharti	1	0	0	0	0
Ankit Gupta	0	0	0	1	0
Ankita Mathavan	0	0	0	1	0
Ankush Pathania	1	0	0	0	0
Annie Mahajan	0	1	0	0	0
Anshika Kalothia	0	1	0	0	0
Anu Radha	0	1	0	0	0
Anurag Kumar Sinha	0	1	0	0	0
Apoorva Jamwal	0	1	0	0	0
Aqba Ferdouse	0	1	0	0	0
Archana Sharma	0	1	0	0	0
Arpana Thakur	0	1	0	0	0
Arshdeep Kour	0	0	1	0	0
Arshdeep Kour	0	1	0	0	0
Arshi Gupta	1	0	0	0	0
Arti Manhas	0	1	0	0	0
Arunima Khajuria	0	1	0	0	0
Ashish Raina	1	0	0	0	0
Ashwani Sharma	0	0	0	1	0
Atiyah Tabassum	0	0	1	0	0
Avishake Raina	0	1	0	0	0
Ayushi Mahajan	0	0	1	0	0

Name of the Student	Excellent	Good	Satisfactory	Needs Improvement	Not Applicable
Ayushi Mehta	1	0	0	0	0
Ayushi Sharma	0	1	0	0	0
Ayushi Sharma	0	1	0	0	0
Baljeet Singh	0	1	0	0	0
Bhagya Laxmi	0	0	0	1	0
Bhavishya Rajput	0	1	0	0	0
Bhisham Singh Katoch	0	1	0	0	0
Bhoomika Jasrotia	1	0	0	0	0
Bhushan Sharma	1	0	0	0	0
Bidya Simron Behera	1	0	0	0	0
Bisma Habib	1	0	0	0	0
Chander Partap	0	1	0	0	0
Chinky	1	0	0	0	0
Dalip Kumar	0	1	0	0	0
Damini	0	1	0	0	0
Deeksha Khajuria	0	0	1	0	0
Deepika	1	0	0	0	0
Deepika Chib	1	0	0	0	0
Deepshikha Sharma	1	0	0	0	0
Diksha Bharti	0	1	0	0	0
Diksha Kohli	1	0	0	0	0
Divum Singh	0	1	0	0	0
Hardeep Singh	1	0	0	0	0
Janvi Gupta	0	0	0	1	0
Kamini Kumar	1	0	0	0	0
Kavleen Kour	0	0	0	1	0
Komal Gupta	0	0	1	0	0
Kusam Sharma	0	1	0	0	0
Kusum Lata	0	0	0	1	0
Lovely Bala	1	0	0	0	0
Manisha Sharma	0	1	0	0	0
Manisha Sharma	1	0	0	0	0
Manu Rana	1	0	0	0	0
Mehak Mahajan	1	0	0	0	0
Mrinalika Charak	0	0	1	0	0
Namrata Arora	1	0	0	0	0
Navdeep Kaur	0	0	0	1	0
Neha Gupta	0	1	0	0	0
Neha Gupta	1	0	0	0	0
Palak Arora	0	1	0	0	0
Pallavi Sharma	0	0	0	1	0
Pavil	0	0	0	1	0
Priya Sangotra	0	0	0	1	0

Name of the Student	Excellent	Good	Satisfactory	Needs Improvement	Not Applicable
Priyanka Sharma	0	0	1	0	0
Rabina Bibi	0	0	0	1	0
Rachita Gupta	0	0	0	1	0
Sabia Choudhary	1	0	0	0	0
Saloni Behal	1	0	0	0	0
Samridhi Sharma	1	0	0	0	0
Shagun Sethi	0	1	0	0	0
Shakshi Kachroo	0	1	0	0	0
Shaweta	0	1	0	0	0
Shivani Kumar	0	1	0	0	0
Shivani Sarngal	0	0	0	1	0
Shriya Sharma	0	1	0	0	0
Simriti Gupta	0	1	0	0	0
Sonia Manhas	0	1	0	0	0
Stuti Mishra	0	0	0	1	0
Sudesh Kumar	1	0	0	0	0
Tarsem Dogra	1	0	0	0	0
Tsering Chorol	1	0	0	0	0
Vaishnavi Koul	1	0	0	0	0
Total Students	38	38	10	19	0
Percentage	36%	36%	10%	18%	0%

Course contents helped in inculcation of moral values and ethics



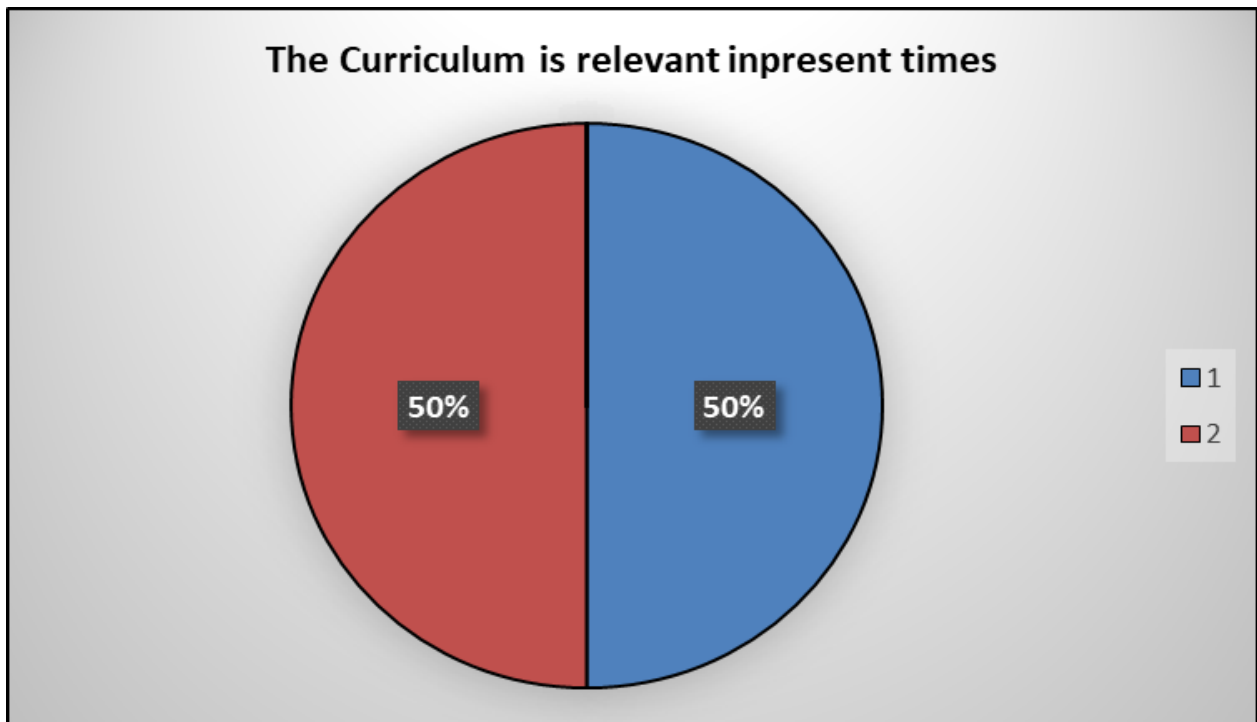
EMPLOYER FEEDBACK ON UNIVERSITY GRADUATES' COMPETENCIES

S.No.	Parameter	Excellent	Good	Satisfactory	Needs Improvement	Not Applicable
1.	The curriculum is relevant in present times					
2.	Course is helpful in developing skill oriented human resources					
3.	Institutional mechanisms to facilitate recruitments					
4.	Career orientation of the Students					
5.	Educational Qualification met your expectations					
6.	Critical thinking and analytical skills are effective					
7.	General behavior depicts human values and professional ethics					

1. The curriculum is relevant in present times

Name	Excellent	Good	Satisfactory	Needs Improvement	Not Applicable
Employer 1	0	1	0	0	0
Employer 2	0	1	0	0	0
Employer 3	0	1	0	0	0
Employer 4	1	0	0	0	0
Employer 5	1	0	0	0	0

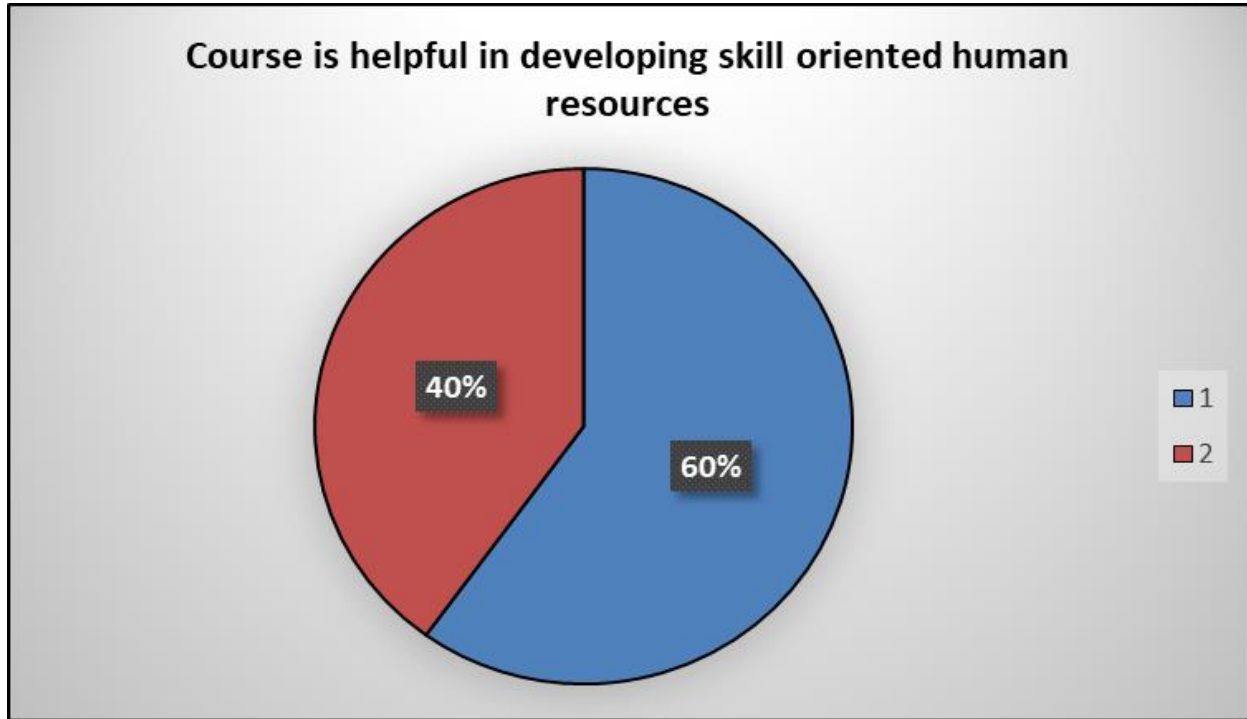
Name	Excellent	Good	Satisfactory	Needs Improvement	Not Applicable
Employer 6	0	1	0	0	0
Employer 7	1	0	0	0	0
Employer 8	1	0	0	0	0
Employer 9	1	0	0	0	0
Employer 10	0	1	0	0	0
Total	5	5	0	0	0
Percentage	50%	50%	0%	0%	0%



2. Course is helpful in developing skill oriented human resources

Name	Excellent	Good	Satisfactory	Needs Improvement	Not Applicable
Employer 1	0	1	0	0	0
Employer 2	1	0	0	0	0
Employer 3	1	0	0	0	0
Employer 4	0	1	0	0	0
Employer 5	1	0	0	0	0
Employer 6	1	0	0	0	0
Employer 7	1	0	0	0	0
Employer 8	1	0	0	0	0
Employer 9	0	1	0	0	0
Employer 10	0	1	0	0	0

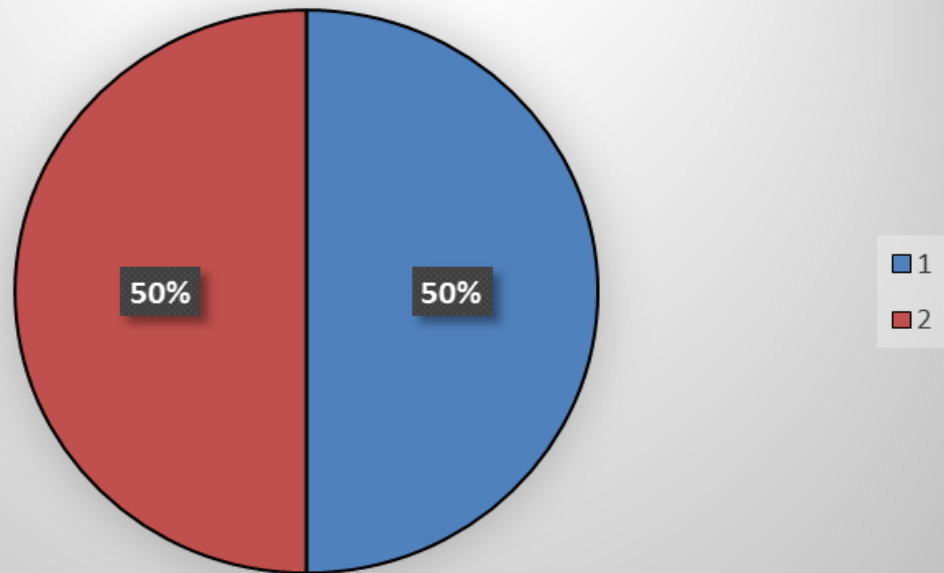
Name	Excellent	Good	Satisfactory	Needs Improvement	Not Applicable
Total	6	4	0	0	0
Percentage	60%	40%	0%	0%	0%



3. Institutional mechanisms to facilitate recruitments

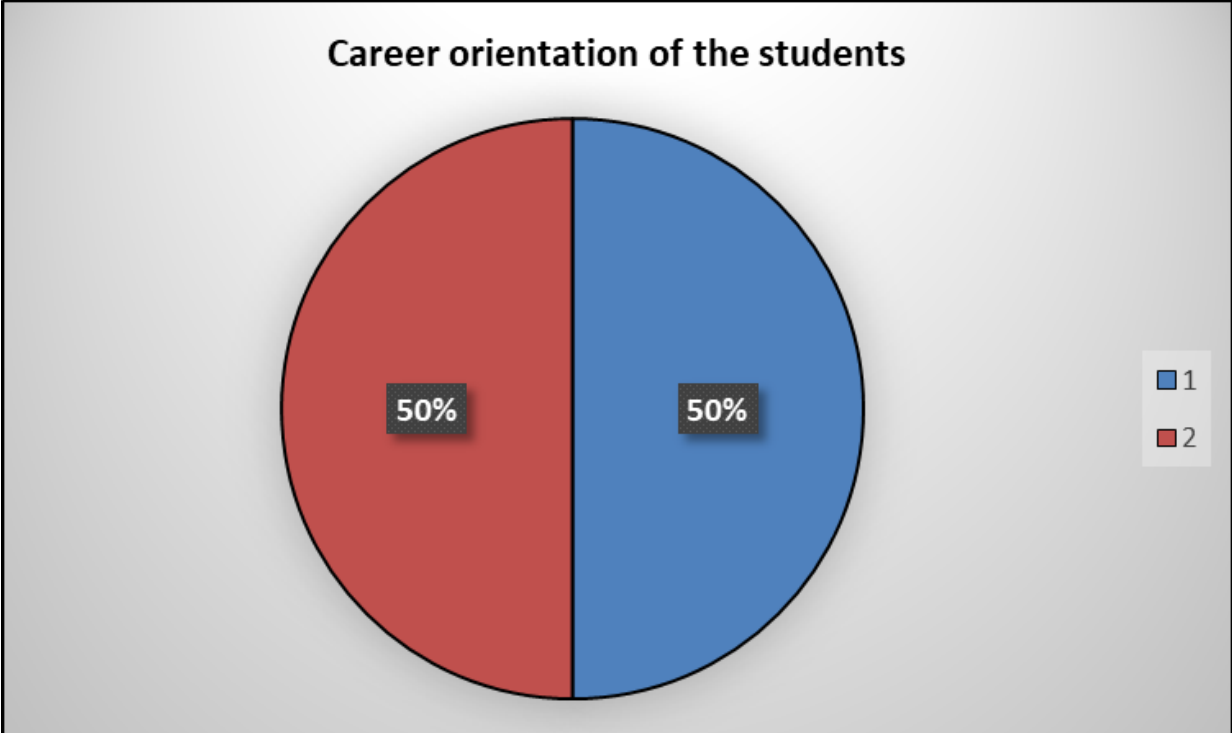
Name	Excellent	Good	Satisfactory	Needs Improvement	Not Applicable
Employer 1	0	1	0	0	0
Employer 2	0	1	0	0	0
Employer 3	1	0	0	0	0
Employer 4	1	0	0	0	0
Employer 5	1	0	0	0	0
Employer 6	0	1	0	0	0
Employer 7	0	1	0	0	0
Employer 8	1	0	0	0	0
Employer 9	1	0	0	0	0
Employer 10	0	1	0	0	0
Total	5	5	0	0	0
Percentage	50%	50%	0%	0%	0%

Institutional mechanism to facilitate recruitments



4. Career orientation of the Students

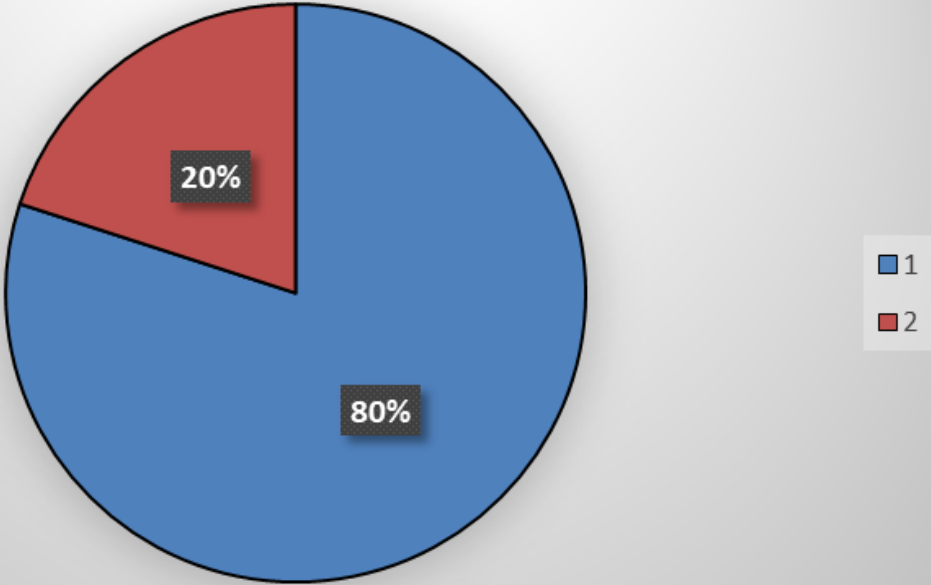
Name	Excellent	Good	Satisfactory	Needs Improvement	Not Applicable
Employer 1	0	1	0	0	0
Employer 2	1	0	0	0	0
Employer 3	1	0	0	0	0
Employer 4	0	1	0	0	0
Employer 5	0	1	0	0	0
Employer 6	0	1	0	0	0
Employer 7	1	0	0	0	0
Employer 8	1	0	0	0	0
Employer 9	1	0	0	0	0
Employer 10	0	1	0	0	0
Total	5	5	0	0	0
Percentage	50%	50%	0%	0%	0%



5. Educational Qualification met your expectations

Name	Excellent	Good	Satisfactory	Needs Improvement	Not Applicable
Employer 1	1	0	0	0	0
Employer 2	1	0	0	0	0
Employer 3	1	0	0	0	0
Employer 4	1	0	0	0	0
Employer 5	1	0	0	0	0
Employer 6	0	1	0	0	0
Employer 7	0	1	0	0	0
Employer 8	1	0	0	0	0
Employer 9	1	0	0	0	0
Employer 10	1	0	0	0	0
Total	8	2	0	0	0
Percentage	80%	20%	0%	0%	0%

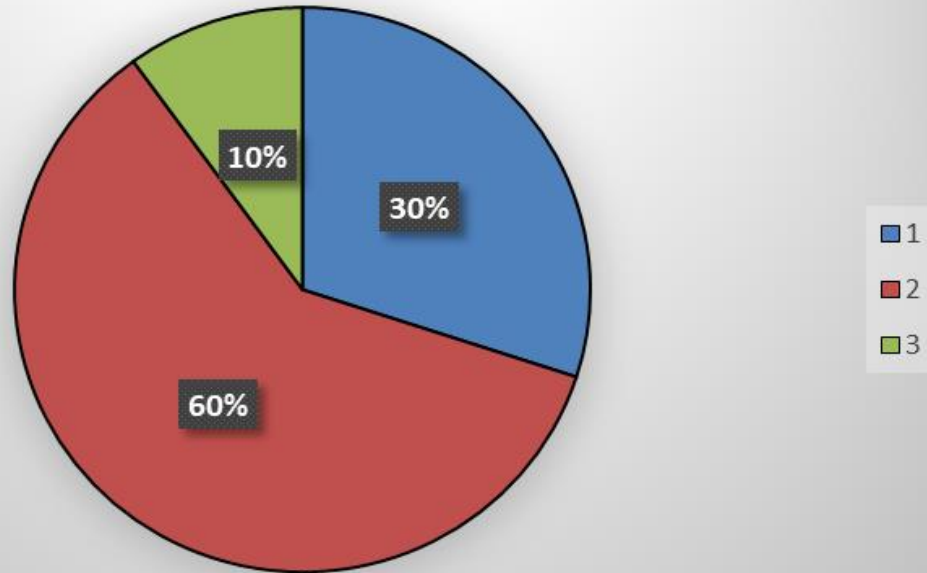
Educational Qualification met your Expectations



6. Critical thinking and analytical skills are effective

Name	Excellent	Good	Satisfactory	Needs Improvement	Not Applicable
Employer 1	1	0	0	0	0
Employer 2	0	1	0	0	0
Employer 3	0	1	0	0	0
Employer 4	0	1	0	0	0
Employer 5	0	1	0	0	0
Employer 6	1	0	0	0	0
Employer 7	1	0	0	0	0
Employer 8	0	0	1	0	0
Employer 9	0	1	0	0	0
Employer 10	0	1	0	0	0
Total	3	6	1	0	0
Percentage	30%	60%	10%	0%	0%

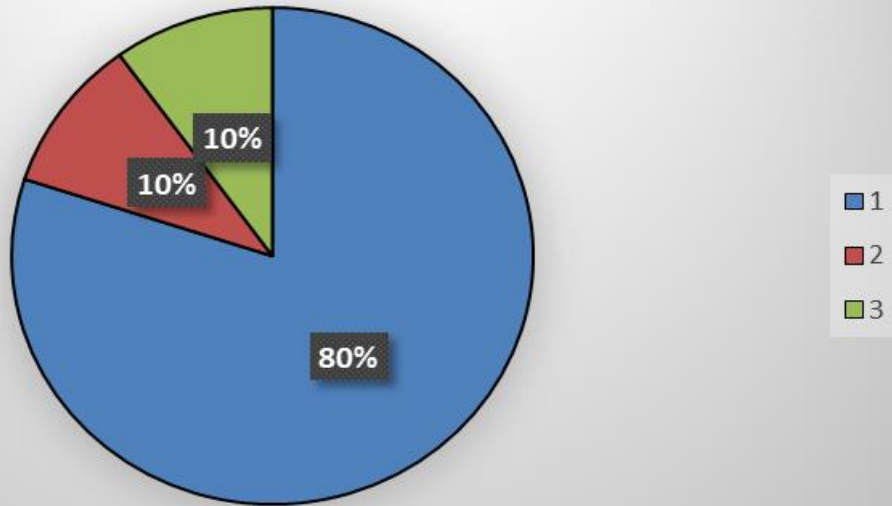
Critical thinking and analytical skills are effective



7. General behavior depicts human values and professional ethics

Name	Excellent	Good	Satisfactory	Needs Improvement	Not Applicable
Employer 1	1	0	0	0	0
Employer 2	1	0	0	0	0
Employer 3	0	0	1	0	0
Employer 4	1	0	0	0	0
Employer 5	1	0	0	0	0
Employer 6	1	0	0	0	0
Employer 7	0	1	0	0	0
Employer 8	1	0	0	0	0
Employer 9	1	0	0	0	0
Employer 10	1	0	0	0	0
Total	8	1	1	0	0
Percentage	80%	10%	10%	0%	0%

General Behaviour depicts human values and professional ethics



Action taken Report on Feedbacks

(2018-19)

1. Students requested for Career Counseling and Guidance for improving their placement prospects.

Action taken: Various departments as well as Career Counseling cell, Department of Lifelong Learning organized many workshops and events for career Counseling and Guidance for students.

2. Students requested for more capacity in hostels so as to cater more students.

Action taken: University requested for additional grants for construction of a new hostel, which was accepted and the process for construction of a new hostel was initiated.

3. Students requested for a mechanism of having in place grievances redressal mechanism.

Action taken: Departments were advised to constitute committees for Grievance Redressal of students.

4. Students requested for organising Induction Programmes for all the newly admitted students.

Action taken: Dean Student Welfare organized Induction Programme for all the students admitted in all the departments.

5. One of the suggestions received from Alumni was to organize Investor Awareness Programmes for students to sensitize them about the Stock markets.

Action taken: Various Investor Awareness Programmes were organized by the departments for the students to aware them about the career in investments and equity market.


REGISTRAR
University of Jammu
Jammu.